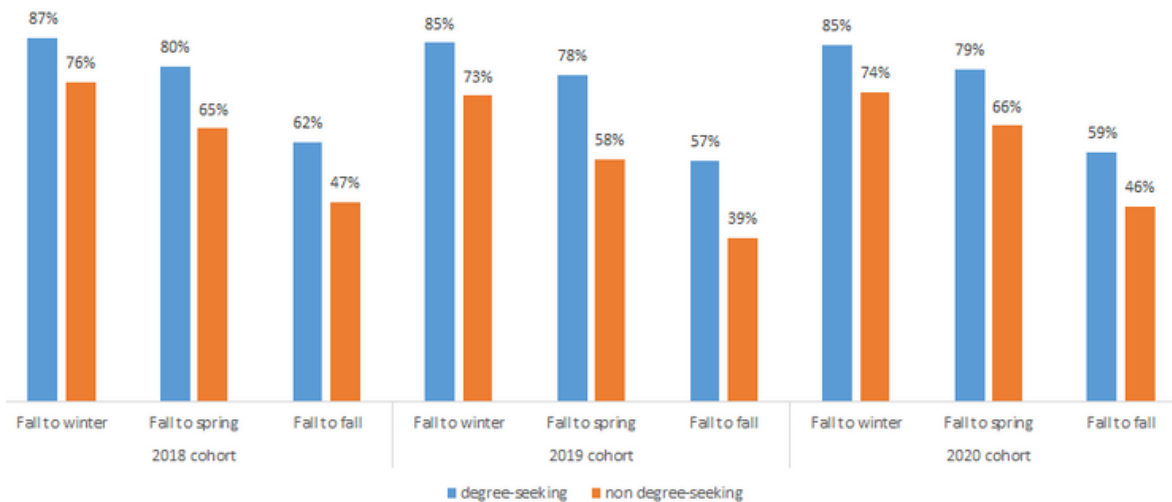


Measures that Matter

AUGUST 2022

FULL-TIME RETENTION: DEGREE-SEEKING VS. NON-SEEKING STUDENTS

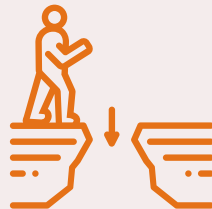
Full-time degree-seeking students are retained at a higher rate than full-time non-degree seeking students



Students may be full-time and non-degree seeking for a number of reasons. For example, some students may be pursuing English as a Second Language or a high school diploma. However, a number of the full-time non-degree seeking students fall in the undeclared or undecided category. Identifying why students are non-degree seeking and providing intentional support helps students realize their educational aspirations, a key guided pathways principle.

Retention Gap

There is a large retention gap between full-time degree seeking students and full-time non-degree seeking students.

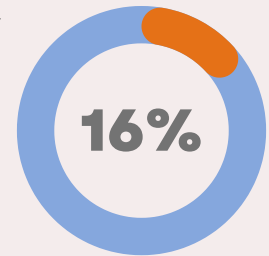


Want to learn more about student retention at TCC or other data points? For example, retention for first-time students or overall student headcount? Check out the retention dashboard and other data points in the Institutional Research page on the TCC HUB. See the link below.

[MORE INFO](#)

Largest Gap

The largest retention gap for the full-time non-degree seeking students happens in fall to spring transition. For every 10 full-time degree seeking students in the fall, about 2 full-time non-degree seeking students do not return in the spring.



[This newsletter highlights some of the data available to all faculty and staff. Check out the Institutional Research page on the TCC HUB for this and more information TCC HUB>Departments>Equity, Diversity, & Inclusion>Institutional Research](#)

For more information on this publication, contact: TCC Institutional Research Office: Victoria Ichungwa, vichungwa@tacomacc.edu

