

IPEDS 2021-22 Data Collection System

IPEDS HELP DESK (877) 225-2568 | ipedshelp@rti.org
OMB NO. 1850-0582 v.29 : Approval Expires 8/31/2022
User ID: P2367531

Student Financial Aid 2021-22

Institution: Tacoma Community College (236753)

User ID: P2367531

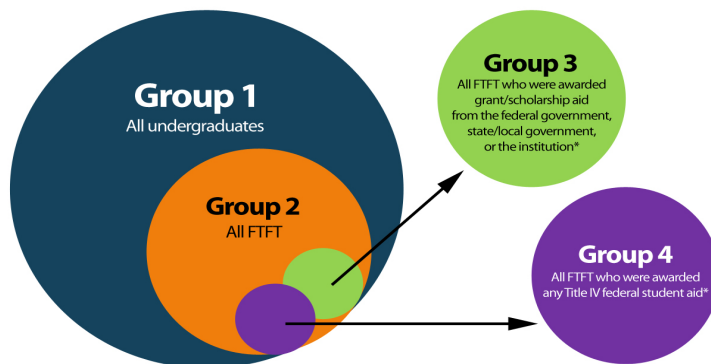
Overview

IPEDS Student Financial Aid Component Overview - Public Academic Reporters

Welcome to the Student Financial Aid (SFA) component. The purpose of the SFA component is to collect information about financial aid provided to various groups of undergraduate students and military/veteran educational benefits for all students at your institution.

Data Reporting Reminders:

- Report data to accurately reflect the time period corresponding with the IPEDS survey component, even if such reporting is seemingly inconsistent with prior-year reporting. For example, if a summer term began later than usual due to Coronavirus Pandemic postponements, continue to report using the timeframes as defined in the IPEDS instructions. NCES expects that some data reported during the 2021-22 data collection year will vary from established prior trends due to the impacts of Coronavirus Pandemic. If an error edit is triggered even when submitting accurate data, please indicate in the corresponding context box or verbally to the Help Desk that the seemingly inconsistent data are accurate and reflect the effects of Coronavirus Pandemic.
- Undergraduate Student Groups
You will be asked to report information for different groups of students.
 - Group 1: All undergraduate students
 - Group 2: Of Group 1, full-time, first-time degree/certificate-seeking students (FTFT)
 - Group 3: Of Group 2, FTFT students who paid the in-state/in-district tuition rate and were awarded any grant/scholarship aid from the federal government, state/local government, or the institution
 - Group 4: Of Group 2, FTFT students who paid the in-state/in-district tuition rate and were awarded any Title IV federal student aid



*For public institutions, include only those students paying the in-state or in-district tuition rate. For program reporters, include only those students enrolled in the institution's largest program.

- COA Revisions
Revisions to Cost of Attendance (COA) used to calculate the net price of attendance can be made in this component. Consult the instructions and screens to make sure you are reporting the correct aid amounts for the correct groups of students.
- College Affordability and Transparency Lists
Net price amounts calculated in SFA will be used to populate the U.S. Department of Education's College Affordability and Transparency lists.
- Interactive Edits and Error Messages
SFA contains interactive edits that will check for blank fields, invalid values, or values that fall outside expected ranges. Some error messages will require you to confirm or explain the values that you entered. Some error messages are fatal and will require you to contact the IPEDS Help Desk at (877) 225-2568 for resolution.
- Context Boxes
You will find optional text boxes throughout SFA. Context boxes allow you to provide more information about the data you enter. Some of these context boxes may be made available to the public on College Navigator, so make sure that the information you enter can be understood easily by students, parents, and the general public.

Changes to reporting for 2021-22:

There is a new FAQ about reporting financial aid awards for students who attend in the summer.

Resources:

- To download the survey materials for this component: [Survey Materials](#)
- To access your prior year data submission for this component: [Reported Data](#)

If you have questions about completing this survey, please contact the IPEDS Help Desk at 1-877-225-2568.

Institution: Tacoma Community College (236753)

User ID: P2367531

Section 1: Part A

Part A - Establish Your Groups

Reporting Reminders:

- Part A establishes the number of students in various groups. Note that the numbers on this screen will be carried forward to other parts of the Student Financial Aid component.
- In the fields below, report the number of students in each of the following groups.

		Fall 2020	YOUR PRIOR YEAR DATA
			Fall 2019
01	Group 1 All <u>undergraduate</u> students	<input type="text" value="5,823"/>	6,095
02	Group 2 Of those in Group 1, those who are <u>full-time, first-time</u> degree/certificate-seeking	<input type="text" value="627"/>	713
02a	Of those in Group 2, those who were awarded any <u>Federal Work Study, loans to students</u> , or grant or scholarship aid from the federal government, state/local government, the institution, or other sources known to the institution	<input checked="" type="checkbox"/> <input type="text" value="269"/>	385
02b	Of those in Group 2, those who were awarded any <u>loans to students</u> or grant or scholarship aid from the federal government, state/local government, or the institution	<input type="text" value="254"/>	371
03	Group 3 Of those in Group 2, those who paid the in-state or in-district tuition rate and who were awarded grant or scholarship aid from the federal government, state/local government, or the institution	<input checked="" type="checkbox"/> <input type="text" value="178"/>	326
04	Group 4 Of those in Group 2, those who paid the in-state or in-district tuition rate and who were awarded any <u>Title IV federal student aid</u>	<input type="text" value="175"/>	286

Institution: Tacoma Community College (236753)

User ID: P2367531

Section 1: Part B

Part B - Enter Information About Group 1

Reporting Reminders:


- Group 1 students are **ALL undergraduate** students (including first-time students) enrolled in Fall 2020.
- For this part, report:

For These Students	The Following Type(s) of Aid	Awarded in This Period
<ul style="list-style-type: none"> • All undergraduate students enrolled in Fall 2020 	<ul style="list-style-type: none"> • Grant or scholarship aid from: <ul style="list-style-type: none"> ◦ federal government ◦ state/local government ◦ the institution ◦ other sources known to the institution • Loans to students from: <ul style="list-style-type: none"> ◦ the federal government 	<ul style="list-style-type: none"> • Any time during academic year 2020-21

- In the fields below, report the number of Group 1 students and the total amount of aid awarded to these students for each type of aid.

Information from Part A	Fall 2020
Group 1: All undergraduate students (This number is carried forward from Part A, Line 01.)	5,823

Aid Type	2020-21			
	Number of Group 1 students who were awarded aid	Percentage of Group 1 students who were awarded aid	Total amount of aid awarded to Group 1 students	Average amount of aid awarded to Group 1 students
01 Grant or scholarship aid from the federal government, state/local government, the institution, and other sources known to the institution (Do NOT include federal student loans)	2,067	35	12,662,930	6,126
02 Pell Grants	1,329	23	5,369,704	4,040
03 Federal student loans	736	13	4,673,874	6,350

 You may use the box below to provide additional context for the data you have reported above. Context notes will be posted on the College Navigator website. Therefore, you should write all context notes using proper grammar (e.g., complete sentences with punctuation) and common language that can be easily understood by students and parents (e.g., spell out acronyms).

Non-applicable ▼

Institution: Tacoma Community College (236753)

User ID: P2367531

Section 1: Part C, Page 1

Part C, Page 1 - Enter Information about Group 2

Reporting Reminders:

- Group 2 students are all full-time, first-time degree/certificate-seeking undergraduate students enrolled in Fall 2020.
- In the fields below, report the number of Group 2 students paying in-district, in-state, and out-of-state tuition rates. If your institution does not offer different rates, report all students as paying in-state tuition rates.

Information from Part A	Fall 2020
Group 2: Full-time, first-time degree/certificate-seeking undergraduates (This number is carried forward from Part A, Line 02)	627

Group 2 students:			Fall 2020		YOUR PRIOR YEAR DATA
			Fall 2020		Fall 2019
			Number of Group 2 students	Percentage of Group 2 students	Percentage of Group 2 students
01	01a	<u>paying in-district tuition rates</u>	<input type="text" value="293"/>	47	48
	01b	<u>paying in-state tuition rates</u>	<input type="text" value="289"/>	46	50
	01c	<u>paying out-of-state tuition rates</u>	<input type="text" value="15"/>	2	1
	01d	Unknown (calculated value) This value is calculated using the following formula: [A02-(C01a+C01b+C01c)]	30	5	0

Section 1: Part C, Page 2

Part C, Page 2 - Enter Information about Group 2

Reporting Reminders:

- Part C includes financial aid information about Group 2. Group 2 students are all full-time, first-time degree/certificate-seeking undergraduate students enrolled in Fall 2020.
- For this part, report:


For These Students	The Following Type(s) of Aid	Awarded in This Period
<ul style="list-style-type: none"> • Full-time, first-time degree/certificate-seeking undergraduate students enrolled in Fall 2020 	<ul style="list-style-type: none"> • Grant or scholarship aid from: <ul style="list-style-type: none"> ◦ federal government ◦ state/local government ◦ the institution • Loans to students from: <ul style="list-style-type: none"> ◦ the federal government ◦ other sources, including private or other loans • Do not include: <ul style="list-style-type: none"> ◦ grant or scholarship aid from private or other sources ◦ PLUS loans or loans made to anyone other than the student 	<ul style="list-style-type: none"> • Any time during academic year 2020-21 • For program reporters, this is the aid year period from July 1, 2020 through June 30, 2021.

- In the fields below, report the number of Group 2 students and the total amount of aid awarded to these students for each type of aid. Enter unduplicated student counts within a category (e.g., Pell Grants). However, a student can appear in more than one aid category.

Information from Part A	Fall 2020
Group 2: Full-time, first-time degree/certificate-seeking undergraduates (This number is carried forward from Part A, Line 02)	627
Group 2a: (This number is carried forward from Part A, Line 02a) <ul style="list-style-type: none"> • Of those in Group 2, those who were awarded: <ul style="list-style-type: none"> ◦ Federal Work Study ◦ Loans to students ◦ Grant or scholarship aid from the federal government, state/local government, or the institution ◦ Other sources known to the institution 	269
Group 2b (This number is carried forward from Part A, Line 02b) <ul style="list-style-type: none"> • Of those in Group 2, those who were awarded: <ul style="list-style-type: none"> ◦ Loans to students ◦ Grant or scholarship aid from the federal government, state/local government, or the institution 	254
Group 3 (This number is carried forward from Part A, Line 03) <ul style="list-style-type: none"> • Of those in Group 2, those who Paid the in-state or in-district tuition rate and were awarded: <ul style="list-style-type: none"> ◦ Grant or scholarship aid from the federal government, state/local government, or the institution 	178

Aid Type		Fall 2020				YOUR PRIOR YEAR DATA
		Number of Group 2 students who were awarded aid	Percentage of Group 2 students who were awarded aid	Total amount of aid awarded to Group 2 students	Average amount of aid awarded to Group 2 students	Average amount of aid awarded to Group 2 students
01	Grants or scholarships from the federal government, state/local government, or the institution	<input type="text" value="232"/>	37	1,308,113	<input checked="" type="checkbox"/> 5,638	6,522
02	<u>Federal grants</u>	<input type="text" value="150"/>	24	752,632	5,018	4,680
	02a <u>Pell Grants</u>	<input type="text" value="138"/>	22	<input type="text" value="603,405"/>	4,373	4,534
	02b <u>Other federal grants</u>	<input type="text" value="117"/>	19	<input type="text" value="149,227"/>	1,275	1,157
03	<u>State/local government grants or scholarships</u> (includes fellowships/tuition waivers/exemptions)	<input type="text" value="175"/>	28	<input type="text" value="501,107"/>	2,863	3,508
04	<u>Institutional grants or scholarships</u> (includes fellowships/tuition waivers/exemptions)	<input type="text" value="47"/>	7	<input type="text" value="54,374"/>	1,157	1,439

05	Loans to students	<input type="text" value="70"/>	11	413,092	5,901	5,269
	05a Federal loans	<input type="text" value="69"/>	11	<input type="text" value="398,987"/>	5,782	5,269
	05b Other loans (including private loans)	<input type="text" value="1"/>	0	<input type="text" value="14,105"/>	14,105	

 You may use the box below to provide additional context for the data you have reported above. Context notes will be posted on the College Navigator website. Therefore, you should write all context notes using proper grammar (e.g., complete sentences with punctuation) and common language that can be easily understood by students and parents (e.g., spell out acronyms).

Non-applicable
▼

Institution: Tacoma Community College (236753)

User ID: P2367531

Section 1: Comparison Chart

Comparison Chart

Reporting Reminders:

- Based on the information reported on the previous screens for Group 1 (all undergraduates) and Group 2 (full-time, first-time degree/certificate-seeking undergraduates), this comparison chart seeks to help institutions check their reported data. Assuming that the information on Groups 1 and 2 is correct, then the calculated fields for 'All Other Undergraduates' should be the balance (Group 1 minus Group 2). If the balance does not check with your institution's calculations, please correct your reported numbers for Groups 1 and 2 before moving forward with the completion of the SFA survey component.

Note:

- Data for the 'All Other Undergraduates' will appear in the IPEDS Data Center for data users, but not in College Navigator.

		Number of students	Pell grants	Federal Student Loans
01	Group 1 (all undergraduates)	5,823		
02	Number of students who were awarded aid		1,329	736
03	Percentage who were awarded aid		23	13
04	Total amount of aid awarded		5,369,704	4,673,874
05	Average amount of aid awarded		4,040	6,350
06	Group 2 (Full-time, first-time undergraduates)	627		
07	Number of students who were awarded aid		138	69
08	Percentage who were awarded aid		22	11
09	Total amount of aid awarded		603,405	398,987
10	Average amount of aid awarded		4,373	5,782
11	All other undergraduates (Line 01 - Line 06)	5,196		
12	Number of students who were awarded aid (Line 02 - Line 07)		1,191	667
13	Percentage who were awarded aid (Line 12 / Line 11)		23	13
14	Total amount of aid awarded (Line 04 - Line 09)		4,766,299	4,274,887
15	Average amount of aid awarded (Line 14 / Line 12)		4,002	6,409

Institution: Tacoma Community College (236753)

User ID: P2367531

Section 1: Cost of Attendance

Cost of attendance for full-time, first-time undergraduate students

Reporting Reminders:

- Please enter the amounts requested below. These data will be made available to the public on College Navigator. If your institution participates in any Title IV programs (Pell, Stafford, etc.), you must complete all information.
- **Estimates of expenses for books and supplies, room and board, and other expenses are those from the **Cost of Attendance report** used by the financial aid office in determining financial need. Please talk to your financial aid office to get these numbers to ensure that you are reporting correctly.**
- **These numbers are carried forward from Institutional Characteristics and should only be changed if an error was made in the reporting.**

Charges for full academic year	2018-19	2019-20	2020-21
Published tuition and required fees:			
<u>In-district</u>			
Tuition	4,026	4,127	4,230
Required fees	250	292	330
Tuition + fees total	4,276	4,419	4,560
<u>In-state</u>			
Tuition	4,026	4,127	4,230
Required fees	250	292	330
Tuition + fees total	4,276	4,419	4,560
<u>Out-of-state</u>			
Tuition	9,456	9,570	9,686
Required fees	250	292	330
Tuition + fees total	9,706	9,862	10,016
<u>Books and supplies</u>			
	870	900	930
<u>Off-campus (not with family):</u>			
Room and board	9,870	10,170	10,500
Other expenses	3,270	3,360	3,474
Room and board and other expenses	13,140	13,530	13,974
<u>Off-campus (with family):</u>			
Other expenses	3,270	3,120	3,228

Institution: Tacoma Community College (236753)

User ID: P2367531

Section 1: Part D

Part D - Enter Information about Group 3

Reporting Reminders:

- Group 3 students are all full-time, first-time degree/certificate-seeking undergraduate students enrolled in Fall 2020 who paid the in-state or in-district tuition rate and who were awarded grant or scholarship aid from the following sources: the federal government, state/local government, or the institution. The information you report in this part will be used in Part F to calculate average institutional net price.
- For this part, report:

For These Students	The Following Type(s) of Aid	Awarded in This Period
<ul style="list-style-type: none"> • Full-time, first-time degree/certificate-seeking undergraduate students enrolled in Fall 2020 who paid the in-state or in-district tuition rate and who were awarded grant or scholarship aid from the following sources: the federal government, state/local government, or the institution • Do not include students who were awarded only grant or scholarship aid from private or other sources, or students who were awarded only non-grant aid 	<ul style="list-style-type: none"> • Grant or scholarship aid from: <ul style="list-style-type: none"> ◦ federal government ◦ state/local government ◦ the institution • Do not include grant or scholarship aid from private or other sources 	<ul style="list-style-type: none"> • Any time during academic year 2020-21

- In the fields below, report the number of Group 3 students with each type of living arrangement and the total amount of grant or scholarship aid from the federal government, state/local government, or the institution awarded to these students.

Information from Part A:		YOUR PRIOR YEAR DATA 2018-2019	YOUR PRIOR YEAR DATA 2019-2020	2020-2021	
Group 3 Full-time, first-time degree/certificate-seeking undergraduate students who paid the in-state or in-district tuition rate and who were awarded grant or scholarship aid from the following sources: the federal government, state/local government, or the institution (This number is carried forward from Part A, Line 03)		330	326	178	
01	Report the number of Group 3 students with the following living arrangements:	YOUR PRIOR YEAR DATA	YOUR PRIOR YEAR DATA		
		2018-19	2019-20	2020-21	
01b	Off-campus (with family)	161	171	<input checked="" type="checkbox"/>	94
01c	Off-campus (not with family)	132	116	<input checked="" type="checkbox"/>	73
01d	Unknown (calculated) This value is calculated using the following formula: [A03-(D01a+D01b+D01c)]	37	39		11
02	Report the total amount of grant or scholarship aid from the federal government, state/local government, or the institution awarded to Group 3 students	1,892,913	2,088,611	987,613	
03	Average grant or scholarship aid from the federal government, state/local government, or the institution awarded to Group 3 students (calculated value). This value is calculated using the following formula: [D02/A03]	5,736	6,407	5,548	

The notes below provide context for the data you've reported above and **may** be posted on the College Navigator website. Choose one option that best explains your data or choose "Non-applicable" if you do not wish to provide context notes. If none of the options provided explain your institution's data, then choose "Other" and write your own context notes. Therefore, you should write all context notes using proper grammar (e.g., complete sentences with punctuation) and common language that can be easily understood by students and parents (e.g., spell out acronyms).

Non-applicable ▼

Institution: Tacoma Community College (236753)

User ID: P2367531

Section 1: Part E

Part E – Enter Information about Group 4

Reporting Reminders:

- Part E includes financial aid information about Group 4. undergraduate students enrolled in Fall 2020 who paid the in-state or in-district tuition rate and who were awarded any Title IV federal student aid, including federal grants or federal student loans. The information you report in this part will be used in Part G to calculate average institutional net price by income level.
- For this part, report:

For These Students	The Following Type(s) of Aid	Awarded in This Period
<ul style="list-style-type: none"> • Full-time, first-time degree/certificate-seeking undergraduate students enrolled in Fall 2020 who paid the in-state or in-district tuition rate and who were awarded any Title IV federal student aid 	<ul style="list-style-type: none"> • Grant or scholarship aid from: <ul style="list-style-type: none"> ◦ federal government ◦ state/local government ◦ the institution • Do not include: <ul style="list-style-type: none"> ◦ grant or scholarship aid from private or other sources ◦ loan amounts ◦ Federal Work Study amounts 	<ul style="list-style-type: none"> • Any time during academic year 2020-21

- In the fields below, report the number of Group 4 students with each type of living arrangement and the total amount of grant or scholarship aid from the federal government, state/local government, or the institution awarded to these students by income level.


Information from Part A:		2018-19	2019-20	2020-21
Group 4 Full-time, first-time degree/certificate-seeking undergraduate students who paid the in-state or in-district tuition rate and who were awarded any Title IV federal student aid (This number is carried forward from Part A, Line 04)		278	286	175
01	Report the number of Group 4 students with the following living arrangements:	YOUR PRIOR YEAR DATA	YOUR PRIOR YEAR DATA	
		2018-19	2019-20	2020-21
01b	Off-campus (with family)	150	168	<input checked="" type="checkbox"/> 95
01c	Off-campus (not with family)	115	107	<input checked="" type="checkbox"/> 71
01d	Unknown (calculated) This value is calculated using the formula: [A04-(E01a+E01b+E01c)]	13	11	9

		Number of students who were awarded any Title IV aid (Group 4)	Of those in Column 1, the number who were awarded any grant or scholarship aid from the following sources: the federal government, state/local government, or the institution	Of those in Column 1, the total amount of grant or scholarship aid awarded from the following sources: the federal government, state/local government, or the institution	i Average amount of federal, state/local, and institutional grant or scholarship aid awarded to Group 4 students
2018-19					
		Col. 1	Col. 2	Col. 3	Col. 4
02	Income level				
	02a \$0-30,000	158	156	1,196,552	7,573
	02b \$30,001-48,000	54	51	338,106	6,261
	02c \$48,001-75,000	36	30	166,310	4,620
	02d \$75,001-110,000	13	6	18,114	1,393
	02e \$110,001 and more	17	4	3,175	187
	02f Total all income levels	278	247	1,722,257	6,195

2019-20					
		Col. 1	Col. 2	Col. 3	Col. 4
03	Income level				

03a	\$0-30,000	149	148	1,270,771	8,529
03b	\$30,001-48,000	58	53	438,252	7,556
03c	\$48,001-75,000	41	36	173,817	4,239
03d	\$75,001-110,000	24	10	30,869	1,286
03e	\$110,001 and more	14	2	1,600	114
03f	Total all income levels	286	249	1,915,309	6,697

2020-21					
		Col. 1	Col. 2	Col. 3	Col. 4
04	i Income level				
04a	\$0-30,000	87	85	641,339	7,372
04b	\$30,001-48,000	38	36	204,543	5,383
04c	\$48,001-75,000	22	20	85,669	3,894
04d	\$75,001-110,000	14	7	28,917	2,066
04e	\$110,001 and more	14	1	422	30
04f	Total all income levels	<input checked="" type="checkbox"/> 175	149	<input checked="" type="checkbox"/> 960,890	5,491

 The notes below provide context for the data you've reported above and **may** be posted on the College Navigator website. Choose one option that best explains your data or choose "Non-applicable" if you do not wish to provide context notes. If none of the options provided explain your institution's data, then choose "Other" and write your own context notes. Therefore, you should write all context notes using proper grammar (e.g., complete sentences with punctuation) and common language that can be easily understood by students and parents (e.g., spell out acronyms).

Non-applicable ▼

Institution: Tacoma Community College (236753)

User ID: P2367531

Section 1: Part F


Part F – Net Price Calculation for Group 3

Note:

- The following net price calculation is based on information that your institution reported in the Institutional Characteristics component and the Student Financial Aid component. For more information about the data your institution reported in the Institutional Characteristics component, please contact your institution's IPEDS Keyholder.

Components of cost of attendance		YOUR PRIOR YEAR DATA	YOUR PRIOR YEAR DATA	2020-21
		2018-19	2019-20	
01	Published <u>tuition</u> and <u>required fees</u> (lower of in-district or in-state)	4,276	4,419	4,560
02	<u>Books and supplies</u>	870	900	930
03	<u>Room and board</u> and <u>other expenses</u> by living arrangement			
	03b <u>Off-campus (with family)</u>	3,270	3,120	3,228
	03c <u>Off-campus (not with family)</u>	13,140	13,530	13,974
04	Number of Group 3 students by living arrangement			
	04b <u>Off-campus (with family)</u>	161	171	94
	04c <u>Off-campus (not with family)</u>	132	116	73
	04d Unknown	37	39	11
05	Weighted average for room and board and other expenses by living arrangement (excluding unknown values) See instructions for the formula for this calculation	7,717	7,328	7,925
06	Total cost of attendance This value is calculated using the following formula: [F01+F02+F05]	12,863	12,647	13,415
07	Average amount of grant or scholarship aid awarded to Group 3 students from the following sources: the federal government, state/local government, and the institution	5,736	6,407	5,548
08	Average institutional <u>net price</u> for Group 3 students This value is calculated using the following formula: [F06-F07]	7,127	6,240	7,867

As required by the *Higher Education Act, as amended (2008)*, these amounts will be posted on the U.S. Department of Education's College Navigator website and used in the U.S. Department of Education's College Affordability and Transparency Lists.

 The notes below provide context for the data you've reported above and **may** be posted on the College Navigator website. Choose one option that best explains your data or choose "Non-applicable" if you do not wish to provide context notes. If none of the options provided explain your institution's data, then choose "Other" and write your own context notes. Therefore, you should write all context notes using proper grammar (e.g., complete sentences with punctuation) and common language that can be easily understood by students and parents (e.g., spell out acronyms).

Non-applicable ▼

Institution: Tacoma Community College (236753)

User ID: P2367531

Section 1: Part G


Part G – Net Price Calculation for Group 4

Note:

- The following net price calculation is based on information that your institution reported in the Institutional Characteristics component and the Student Financial Aid component. For more information about the data your institution reported in the Institutional Characteristics component, please contact your institution's IPEDS Keyholder.

Components of cost of attendance		YOUR PRIOR YEAR DATA	YOUR PRIOR YEAR DATA	2020-21
		2018-19	2019-20	
01	Published <u>tuition</u> and <u>required fees</u> (lower of in-district or in-state)	4,276	4,419	4,560
02	<u>Books and supplies</u>	870	900	930
03	<u>Room and board</u> and <u>other expenses</u> by living arrangement			
	03b <u>Off-campus (with family)</u>	3,270	3,120	3,228
	03c <u>Off-campus (not with family)</u>	13,140	13,530	13,974
04	Number of Group 4 students by living arrangement			
	04b <u>Off-campus (with family)</u>	150	168	95
	04c <u>Off-campus (not with family)</u>	115	107	71
	04d Unknown	13	11	9
05	Weighted average for room and board and other expenses by living arrangement (excluding unknown values) See instructions for the formula for this calculation	7,553	7,170	7,824
06	Total cost of attendance by income level This value is calculated using the following formula: [G01+G02+G05]	12,699	12,489	13,314
07	Average amount of grant or scholarship aid awarded to Group 4 students from the following sources: the federal government, state/local government, and the institution	6,195	6,697	5,491
	07a \$0-30,000	7,573	8,529	7,372
	07b \$30,001-48,000	6,261	7,556	5,383
	07c \$48,001-75,000	4,620	4,239	3,894
	07d \$75,001-110,000	1,393	1,286	2,066
	07e \$110,001 and more	187	114	30
08	Average institutional <u>net price</u> for Group 4 students This value is calculated using the following formula: [G06-G07]			
	08a \$0-30,000	5,126	3,960	5,942
	08b \$30,001-48,000	6,438	4,933	7,931
	08c \$48,001-75,000	8,079	8,250	9,420
	08d \$75,001-110,000	11,306	11,203	11,248
	08e \$110,001 and more	12,512	12,375	13,284

As required by the *Higher Education Act, as amended (2008)*, these amounts will be posted on the U.S. Department of Education's College Navigator website.

 The notes below provide context for the data you've reported above and **may** be posted on the College Navigator website. Choose one option that best explains your data or choose "Non-applicable" if you do not wish to provide context notes. If none of the options provided explain your institution's data, then choose "Other" and write your own context notes. Therefore, you should write all context notes using proper grammar (e.g., complete sentences with punctuation) and common language that can be easily understood by students and parents (e.g., spell out acronyms).

Non-applicable ▼

Institution: Tacoma Community College (236753)

User ID: P2367531

Section 2: Military Servicemembers and Veteran's Benefits - Undergraduate Only

Section 2: Military Servicemembers and Veteran's Benefits

Important Note:

- Report for **Post-9/11 GI Bill Benefits**: July 1, 2020 - June 30, 2021.
- Report for **Department of Defense Tuition Assistance Program**: October 1, 2020 - September 30, 2021

Reporting Reminders:

- Report the total number of student recipients and the total dollar amounts for each program.
- Student recipients can also include eligible dependents.
- Consult with your campus certifying official, who may not be in the student financial aid office.
- For Post-9/11 GI Bill Benefits, do not include the matching institutional aid provided through the Yellow Ribbon Program if your institution participated.
- Information reported to IPEDS is only what is known to the institution.
- Enter zero (0) if your institution did not have beneficiaries for a program. Please do not leave a cell blank.

Type of benefit/assistance	Number of students receiving benefits/assistance	Total dollar amount of benefits/assistance disbursed through the institution	Average dollar amount of benefits/assistance disbursed through the institution	YOUR PRIOR YEAR DATA
				Average dollar amount of benefits/assistance disbursed through the institution
Undergraduate students				
<u>Post-9/11 GI Bill Benefits</u>	385	1,053,277	2,736	3,050
<u>Department of Defense Tuition Assistance Program</u>	16	16,550	1,034	553

Institution: Tacoma Community College (236753)

User ID: P2367531

Prepared by

Prepared by

Reporting Reminders:

- The name of the preparer is being collected so that we can follow up with the appropriate person in the event that there are questions concerning the data.
- The Keyholder will be copied on all email correspondence to other preparers.
- The time it took to prepare this component is being collected so that we can continue to improve our estimate of the reporting burden associated with IPEDS.
- Please include in your estimate the time it took for you to review instructions, query and search data sources, complete and review the component, and submit the data through the Data Collection System.
- Thank you for your assistance.

This survey component was prepared by:

<input type="radio"/>	Keyholder	<input type="radio"/>	SFA Contact	<input type="radio"/>	HR Contact
<input type="radio"/>	Finance Contact	<input type="radio"/>	Academic Library Contact	<input type="radio"/>	Other
Name: <input type="text"/>					
Email: <input type="text"/>					

How many staff from your institution only were involved in the data collection and reporting process of this survey component?

Number of Staff (including yourself)

How many hours did you and others from your institution only spend on each of the steps below when responding to this survey component?
Exclude the hours spent collecting data for state and other reporting purposes.

Staff member	Collecting Data Needed	Revising Data to Match IPEDS Requirements	Entering Data	Revising and Locking Data
Your office	<input type="text"/> hours	<input type="text"/> hours	<input type="text"/> hours	<input type="text"/> hours
Other offices	<input type="text"/> hours	<input type="text"/> hours	<input type="text"/> hours	<input type="text"/> hours

Institution: Tacoma Community College (236753)

User ID: P2367531

Summary

IPEDS Student Financial Aid (SFA) Survey Summary

IPEDS collects important information regarding your institution. All data reported in IPEDS survey components become available in the IPEDS Data Center and appear as aggregated data in various Department of Education reports. Additionally, some of the reported data appears specifically for your institution through the College Navigator website and is included in your institution's Data Feedback Report (DFR). The purpose of this summary is to provide you an opportunity to view some of the data that, when accepted through the IPEDS quality control process, will appear on the College Navigator website and/or your DFR. College Navigator is updated approximately three months after the data collection period closes and Data Feedback Reports will be available through the [Data Center](#) and sent to your institution's CEO in November 2021.

Please review your data for accuracy. If you have questions about the data displayed below after reviewing the data reported on the survey screens, please contact the IPEDS Help Desk at: 1-877-225-2568 or ipedshelp@rti.org.

Total grant aid awarded to all undergraduate students		\$12,662,930
Number of undergraduate students who were awarded a Pell Grant		1,329
Percentage of FTFT students who were awarded any financial aid		43%
	Percentage of FTFT students who were awarded grant aid by type	Average amount of grant aid awarded by type
Total	37%	\$5,638
Federal Government	24%	\$5,018
Pell	22%	\$4,373
Other Federal	19%	\$1,275
State/Local Government	28%	\$2,863
Institutional	7%	\$1,157
	Percentage of FTFT students who were awarded and accepted loans by type	Average amount of loans awarded and accepted by type
Total	11%	\$5,901
Federal	11%	\$5,782
Non-federal	0%	\$14,105
Average net price for FTFT students who were awarded grant aid		\$7,867
Average net price for FTFT students who were awarded Title IV federal student aid		
\$0 – 30,000		\$5,942
\$30,001 – 48,000		\$7,931
\$48,001 – 75,000		\$9,420
\$75,001 – 110,000		\$11,248
\$110,001 and more		\$13,284

Military Service members and Veteran's Benefits		
	Number of students receiving benefits/assistance	Total dollar amount of benefits/assistance awarded through the institution
Post-9/11 GI Bill Benefits		
Undergraduate students	385	\$1,053,277
Department of Defense Tuition Assistance Program		
Undergraduate students	16	\$16,550

Institution: Tacoma Community College (236753)

User ID: P2367531

Edit Report

Student Financial Aid

Source	Description	Severity	Resolved	Options
Screen: Part A - Establish your groups				
Upload File	The number entered is outside the expected range of between 308 and 462 when compared with the prior year value. Please correct your data or explain. (Error #7132)	Explanation	Yes	
Reason	This data is correct. We seem to have a small cohort and smaller numbers then your edits allow.			
Upload File	The number entered is outside the expected range of between 229 and 423 when compared with the prior year value. Please correct your data or explain. (Error #7175)	Explanation	Yes	
Reason	This data is correct. We seem to have a small cohort and smaller numbers then your edits allow.			
Screen: Part C, Page 2 - Enter Information about Group 2				
Upload File	The average amount of this type of aid awarded to Group 2 students is outside the expected range of between 5,840 and 7,204 when compared with the prior year value. Please check the number of students and the total amount of aid awarded to these students, and correct or explain the discrepant values. (Error #7147)	Explanation	Yes	
Reason	This data is correct. We seem to have a small cohort and smaller numbers then your edits allow.			
Screen: Part D - Enter Information about Group 3				
Upload File	The number entered is outside the expected range of between 120 and 222 when compared with the prior year value. Please correct your data or explain. (Error #7169)	Explanation	Yes	
Reason	This data is correct. We seem to have a small cohort and smaller numbers then your edits allow.			
Upload File	The number entered is outside the expected range of between 82 and 150 when compared with the prior year value. Please correct your data or explain. (Error #7169)	Explanation	Yes	
Reason	This data is correct. We seem to have a small cohort and smaller numbers then your edits allow.			
Screen: Part E - Enter Information about Group 4				
Upload File	The number entered is outside the expected range of between 118 and 218 when compared with the prior year value. Please correct your data or explain. (Error #7169)	Explanation	Yes	
Reason	This data is correct. We seem to have a small cohort and smaller numbers then your edits allow.			
Upload File	The number entered is outside the expected range of between 75 and 139 when compared with the prior year value. Please correct your data or explain. (Error #7169)	Explanation	Yes	
Reason	This data is correct. We seem to have a small cohort and smaller numbers then your edits allow.			
Upload File	The total number of Group 4 students who were awarded any Title IV aid across all income levels is outside the expected range of between 215 and 357 based on the prior year value. Please correct your data or explain. (Error #7333)	Explanation	Yes	
Reason	This data is correct. We seem to have a small cohort and smaller numbers then your edits allow.			
Upload File	The total amount of grant or scholarship aid awarded to Group 4 students from the federal government, state/local government, or the institution across all income levels is outside the expected range of between 1,436,482 and 2,394,136 based on the prior year value. Please correct your data or explain. (Error #7332)	Explanation	Yes	
Reason	This data is correct. We seem to have a small cohort and smaller numbers then your edits allow.			