

IPEDS 2021-22 Data Collection System

IPEDS HELP DESK (877) 225-2568 | ipedshelp@rti.org
OMB NO. 1850-0582 v.27 : Approval Expires 8/31/2022
User ID: P2367531

12-month Enrollment 2021-22

Institution: Tacoma Community College (236753)

User ID: P2367531

Overview

12-month Enrollment Overview

The 12-month Enrollment component collects unduplicated student enrollment counts and instructional activity data for an entire 12-month period. Using the instructional activity data reported, a full-time equivalent (FTE) student enrollment at the undergraduate and graduate level is estimated (4-year institutions only). Institutions with Doctor's - professional practice students will also report the FTE enrollment of those students (4-year institutions only). NCES uses the FTE enrollment to produce indicators such as expenses by function per FTE as reported in the IPEDS Data Feedback Report.

Data Reporting Reminder:

- All institutions must use the July 1 - June 30 reporting period.
- Report data to accurately reflect the time period corresponding with the IPEDS survey component, even if such reporting is seemingly inconsistent with prior-year reporting. For example, if a summer term began later than usual due to Coronavirus Pandemic postponements, continue to report using the timeframes as defined in the IPEDS instructions. NCES expects that some data reported during the 2021-22 data collection year will vary from established prior trends due to the impacts of Coronavirus Pandemic. If an error edit is triggered even when submitting accurate data, please indicate in the corresponding context box or verbally to the Help Desk that the seemingly inconsistent data are accurate and reflect the effects of Coronavirus Pandemic.

Changes to reporting for 2021-22:

- New FAQ has been added to clarify reporting of degree/certificate-seeking undergraduates across EF, E12, and OM survey components.
- Edited FAQs to clarify student enrollment statuses (e.g., full-time/part-time) are typically not determined by summer term enrollment, but rather determined at their first full term of enrollment (i.e., fall or spring).

Resources:

- To download the survey materials for this component: [Survey Materials](#)
- To access your prior year data submission for this component: [Reported Data](#)

If you have questions about completing this survey, please contact the IPEDS Help Desk at 1-877-225-2568.

Institution: Tacoma Community College (236753)


User ID: P2367531

Undergraduate Instructional Activity Type

Which instructional activity units will you use to report undergraduate instructional activity?

- Undergraduate instructional activity data in Part B may be reported in units of clock hours or credit hours.
- Please note that any graduate level instructional activity must be reported in credit hours. (4-year institutions only)

- Clock hours
- Credit hours
- Both clock and credit hours (some undergraduate programs measured in clock hours and some measured in credit hours)

 You may use the box below to provide additional context for the data you have reported above. Context notes will be posted on the College Navigator website. Therefore, you should write all context notes using proper grammar (e.g., complete sentences with punctuation) and common language that can be easily understood by students and parents (e.g., spell out acronyms).

Institution: Tacoma Community College (236753)

User ID: P2367531

Part A - Unduplicated Count for Full-time Undergraduate Students

12-month Unduplicated Count by Race/Ethnicity and Gender - Full-time Undergraduate Students

July 1, 2020 – June 30, 2021

Reporting Reminders:

- The 12-month unduplicated count must be equal or greater than the corresponding prior year fall enrollment.
- Report Hispanic/Latino individuals of any race as Hispanic/Latino
- Report race for non-Hispanic/Latino individuals only
- Even though Teacher Preparation certificate programs may require a bachelor's degree for admission, they are considered subbaccalaureate undergraduate programs, and students in these programs are undergraduate students.

Men

Students enrolled for <u>credit</u>	Degree/certificate-seeking			Total degree/certificate-seeking	Non-degree/ non-certificate-seeking	Total, Full-time undergraduate students
	First-time	Non-first-time				
		Transfer-in	Continuing/ Returning			
Nonresident alien	20	4	49	73	2	75
Hispanic/Latino	61	24	130	215	16	231
American Indian or Alaska Native	2		4	6		6
Asian	38	9	87	134	12	146
Black or African American	21	17	63	101	9	110
Native Hawaiian or Other Pacific Islander	7	3	9	19		19
White	153	116	498	767	53	820
Two or more races	29	17	83	129	9	138
Race and ethnicity unknown	21	8	95	124	2	126
Total men	352	198	1,018	1,568	103	1,671
Total men prior year	473	203	1,110	1,786	108	1,894

Women

Students enrolled for <u>credit</u>	Degree/certificate-seeking			Total degree/certificate-seeking	Non-degree/ non-certificate-seeking	Total, Full-time undergraduate students
	First-time	Non-first-time				
		Transfer-in	Continuing/ Returning			
Nonresident alien	25	2	60	87	3	90
Hispanic/Latino	83	79	254	416	22	438
American Indian or Alaska Native	4	2	14	20	1	21
Asian	32	41	163	236	10	246
Black or African American	35	43	138	216	12	228
Native Hawaiian or Other Pacific Islander	4	6	16	26	4	30
White	185	210	921	1,316	75	1,391
Two or more races	44	42	195	281	20	301
Race and ethnicity unknown	21	15	143	179	6	185
Total women	433	440	1,904	2,777	153	2,930
Total women prior year	484	370	2,059	2,913	134	3,047

Grand total (2020-21)	785	638	2,922	4,345	256	4,601
Prior year data:						
Grand total (men+women) prior year	957	573	3,169	4,699	242	4,941

<p>Total Full-time undergraduate enrollment Fall 2020</p> <p><i>NOTE: Grand total (2020-21) calculated above is expected to be greater than total Full-time undergraduate enrollment Fall 2020.</i></p>	627	368	2,334	3,329	163	3,492
---	-----	-----	-------	-------	-----	-------

Institution: Tacoma Community College (236753)

User ID: P2367531

Part A - Unduplicated Count for Part-time Undergraduate Students

12-month Unduplicated Count by Race/Ethnicity and Gender - Part-time Undergraduate Students

July 1, 2020 – June 30, 2021

Reporting Reminders:

- The 12-month unduplicated count must be equal or greater than the corresponding prior year fall enrollment.
- Report Hispanic/Latino individuals of any race as Hispanic/Latino
- Report race for non-Hispanic/Latino individuals only
- Even though Teacher Preparation certificate programs may require a bachelor's degree for admission, they are considered subbaccalaureate undergraduate programs, and students in these programs are undergraduate students.

Men

Students enrolled for <u>credit</u>	Degree/certificate-seeking			Total degree/certificate-seeking	Non-degree/ non-certificate-seeking	Total, Part-time undergraduate students
	First-time	Non-first-time				
		Transfer-in	Continuing/ Returning			
Nonresident alien	5		19	24	6	30
Hispanic/Latino	28	35	82	145	16	161
American Indian or Alaska Native			1	1	1	2
Asian	18	31	57	106	25	131
Black or African American	12	12	54	78	13	91
Native Hawaiian or Other Pacific Islander	1	3	6	10	2	12
White	92	119	311	522	119	641
Two or more races	16	22	69	107	18	125
Race and ethnicity unknown	12	6	78	96	10	106
Total men	184	228	677	1,089	210	1,299
Total men prior year	193	201	749	1,143	223	1,366

Women

Students enrolled for <u>credit</u>	Degree/certificate-seeking			Total degree/certificate-seeking	Non-degree/ non-certificate-seeking	Total, Part-time undergraduate students
	First-time	Non-first-time				
		Transfer-in	Continuing/ Returning			
Nonresident alien	2	2	10	14	2	16
Hispanic/Latino	33	82	243	358	53	411
American Indian or Alaska Native	2	5	24	31	6	37
Asian	12	35	111	158	51	209
Black or African American	16	43	141	200	28	228
Native Hawaiian or Other Pacific Islander	3	3	13	19	2	21
White	140	278	825	1,243	211	1,454
Two or more races	27	59	165	251	38	289
Race and ethnicity unknown	21	24	178	223	35	258
Total women	256	531	1,710	2,497	426	2,923
Total women prior year	219	459	1,796	2,474	409	2,883

Grand total (2020-21)	440	759	2,387	3,586	636	4,222
Prior year data:						
Grand total (men+women) prior year	412	660	2,545	3,617	632	4,249

Total Part-time undergraduate enrollment Fall 2020 <i>NOTE: Grand total (2020-21) calculated above is expected to be greater than total Part-time undergraduate enrollment Fall 2020.</i>	218	327	1,531	2,076	255	2,331
--	-----	-----	-------	-------	-----	-------

Institution: Tacoma Community College (236753)


User ID: P2367531

Part A – 12-month Enrollment by Distance Education Status

12-month Unduplicated Count - Distance Education Status

July 1, 2020 – June 30, 2021

	Undergraduate Students	
	Degree/certificate-seeking	Non-degree/non-certificate-seeking
Students <i>enrolled exclusively</i> in distance education courses	5,024	518
Students <i>enrolled in at least one but not all</i> distance education courses	2,314	180
Students <i>not enrolled in any</i> distance education courses	593	194
Total (from prior part A screens)	7,931	892

 You may use the box below to provide additional context for the data you have reported above. Context notes will be posted on the College Navigator website. Therefore, you should write all context notes using proper grammar (e.g., complete sentences with punctuation) and common language that can be easily understood by students and parents (e.g., spell out acronyms).

Institution: Tacoma Community College (236753)

User ID: P2367531

Part B - Instructional Activity

12-month Instructional Activity

July 1, 2020 - June 30, 2021

Instructional Activity Reporting Reminder:

- Instructional activity is used to calculate an IPEDS FTE based on the institution's reported calendar system.

FTE Reporting Reminder:

- Institutions need not report their own calculations of undergraduate FTE unless IPEDS FTE calculations would be misleading for comparison purposes among all IPEDS reporting institutions.

Instructional Activity

	2020-21 total activity	Prior year data
Undergraduate level:		
Credit hour activity	227,290	233,748


Full-Time Equivalent (FTE) of Students

Calendar system (as reported on the prior year IC Header survey component):	Quarter
---	---------

If the IPEDS calculated FTE estimates below are not reasonable, **AND** you have reported the correct instructional activity hours above, enter your best FTE estimate in the "Institution reported FTE" column below and save the page. This option should be used **ONLY** if the calculated estimate is not reasonable for your institution and IPEDS comparisons.

Please provide your best estimate of undergraduate FTE for the 12-month reporting period **only if the calculated FTE estimate below is not reasonable for IPEDS comparison purposes**. Please provide an explanation in the context box if the option is used due to Coronavirus Pandemic.

	Calculated FTE 2020-21	Institution reported FTE 2020-21	Prior year FTE 2019-20
Undergraduate student FTE	5,051	5,051	5,194

 Context notes will be posted on the College Navigator website. Therefore, you should write all context notes using proper grammar (e.g., complete sentences with punctuation) and common language that can be easily understood by students and parents (e.g., spell out acronyms).

Institution: Tacoma Community College (236753)

User ID: P2367531

Prepared by

Prepared by

Reporting Reminders:

- The name of the preparer is being collected so that we can follow up with the appropriate person in the event that there are questions concerning the data.
- The Keyholder will be copied on all email correspondence to other preparers.
- The time it took to prepare this component is being collected so that we can continue to improve our estimate of the reporting burden associated with IPEDS.
- Please include in your estimate the time it took for you to review instructions, query and search data sources, complete and review the component, and submit the data through the Data Collection System.
- Thank you for your assistance.

This survey component was prepared by:

<input type="radio"/>	Keyholder	<input type="radio"/>	SFA Contact	<input type="radio"/>	HR Contact
<input type="radio"/>	Finance Contact	<input type="radio"/>	Academic Library Contact	<input type="radio"/>	Other
Name: <input type="text"/>					
Email: <input type="text"/>					

How many staff from your institution only were involved in the data collection and reporting process of this survey component?

Number of Staff (including yourself)

How many hours did you and others from your institution only spend on each of the steps below when responding to this survey component?
Exclude the hours spent collecting data for state and other reporting purposes.

Staff member	Collecting Data Needed	Revising Data to Match IPEDS Requirements	Entering Data	Revising and Locking Data
Your office	<input type="text"/> hours	<input type="text"/> hours	<input type="text"/> hours	<input type="text"/> hours
Other offices	<input type="text"/> hours	<input type="text"/> hours	<input type="text"/> hours	<input type="text"/> hours

Institution: Tacoma Community College (236753)

User ID: P2367531

Summary screen

12-Month Enrollment Component Summary

IPEDS collects important information regarding your institution. All data reported in IPEDS survey components become available in the IPEDS Data Center and appear as aggregated data in various Department of Education reports. Additionally, some of the reported data appears specifically for your institution through the College Navigator website and is included in your institution's Data Feedback Report (DFR). The purpose of this summary is to provide you an opportunity to view some of the data that, when accepted through the IPEDS quality control process, will appear on the College Navigator website and/or your DFR. College Navigator is updated approximately three months after the data collection period closes and Data Feedback Reports will be available through the [Data Center](#) and sent to your institution's CEO in November 2021.

Please review your data for accuracy. If you have questions about the data displayed below after reviewing the data reported on the survey screens, please contact the IPEDS Help Desk at: 1-877-225-2568 or ipedshelp@rti.org.

12-Month Unduplicated Headcount and Full-Time Equivalent Students	
Total 12-month unduplicated headcount	8,823
Undergraduate student unduplicated headcount	8,823
Graduate student unduplicated headcount	0
Total 12-month full-time equivalent (FTE) student enrollment	5,051
Undergraduate student FTE	5,051

Institution: Tacoma Community College (236753)

User ID: P2367531

Edit Report

12-month Enrollment

There are no errors for the selected survey and institution.