

The Student Learning Centers

SPRING QUARTER 2020: ONLINE TUTORING SUPPORT

The Tutoring Centers are ALL ONLINE!

Writing & Tutoring Center (WTC)

Math Advising Resource Center (MARC)

Business Education Center (BEC)

Supplemental Instruction (SI)

Dedicated Tutoring (DT)

We offer online tutoring support in . . .

- **Writing**

From any class: English, ESL, social sciences, humanities, history, science lab write-ups!

- **Sciences**

A&P, biology, chemistry, physics, and engineering

- **All Math courses**

- **Business courses**

Math 146, 147, 148, Accounting, Business, CU, Logistics, IT, and Economics

- **Supplemental Instruction & Dedicated Tutoring Sections**

Now, to show you how to get to it!

ZOOM . . . for math, science, and business tutoring

CANVAS . . . for writing and social science tutoring

eTutoring . . . for topics across the disciplines

Zoom: Virtual Tutoring Centers

- Lots of times and tutors available for LIVE tutoring in all math classes, many science classes, and most business classes.
- Tutor schedules and links will be sent to your email and included on our websites and portal pages.

Zoom: BUSINESS TUTORING HOURS

BUSINESS tutoring OPEN . . .

- Mondays & Wednesdays
 - Tuesdays & Thursdays
 - Fridays
 - Saturdays
- 9:00 am – 2:00 pm,
5:00 pm – 9:00pm
 - 9:00 am – 4:00 pm
 - 9:00 am – 2:00 pm
 - Noon – 5:00 pm

Hours are subject to change as the quarter progresses

For the current schedule: [BEC Google Docs Schedule](#)

Zoom: MATH TUTORING HOURS

MATH tutoring OPEN . . .

- Mondays – Thursdays
- 9:00 am – 9:00pm
- Fridays
- 9:00 am – 3:30 pm
- Saturdays
- 12:00 pm – 5:00 pm

Hours are subject to change as the quarter progresses

For the current schedule: [MARC Google Docs Schedule](#)

Zoom: SCIENCE TUTORING HOURS

SCIENCE tutoring OPEN . . .

- Mondays – Thursdays
- Fridays
- Saturdays
- 10:00 am – 8:00pm
- 10:00 am – 6:00 pm
- 10:00 am – 4:00 pm

For current availability see below. Hours are subject to change as the quarter progresses

- [Chemistry](#)
- [Organic Chemistry](#)
- [Biology](#)
- [A&P](#)
- [Physics & Engineering](#)

Zoom Tutoring for Math, Science, and Business

Go to Zoom.us

The image shows a screenshot of the Zoom website homepage. At the top, there is a dark navigation bar with links for 'REQUEST A DEMO', '1.888.799.9666', 'RESOURCES', and 'SUPPORT'. Below this is a white navigation bar with the Zoom logo, 'SOLUTIONS', 'PLANS & PRICING', 'CONTACT SALES', 'JOIN A MEETING', 'HOST A MEETING', 'SIGN IN', and a prominent blue button that says 'SIGN UP, IT'S FREE'. A green banner below the navigation bar contains the text: 'We have developed resources to help you through this challenging time. [Click here](#) to learn more.' The main content area features a large illustration of a man with a beard sitting at a desk with a laptop, with a lightbulb above his head and a video call window showing another person. To the left of the illustration, the text reads 'How to adapt to remote working' and 'Tools, tips, and information to help you stay connected and productive in a remote work environment'. Below this text is an orange button that says 'Start Working Remote'. At the bottom right of the illustration area is a blue 'Help' button. A large red arrow is overlaid on the page, pointing from the bottom right towards the 'SIGN UP, IT'S FREE' button in the navigation bar.

Click “join a meeting.”

The image is a screenshot of the Zoom website's homepage. At the top, there is a dark navigation bar with links for 'REQUEST A DEMO', '1.888.799.9666', 'RESOURCES', and 'SUPPORT'. Below this is a white navigation bar with the Zoom logo and links for 'SOLUTIONS', 'PLANS & PRICING', 'CONTACT SALES', 'JOIN A MEETING', 'HOST A MEETING', 'SIGN IN', and a blue 'SIGN UP, IT'S FREE' button. A green banner below the navigation bar contains the text: 'We have developed resources to help you through this challenging time. Click here to learn more.' A large red arrow points from the 'JOIN A MEETING' link to the green banner. The main content area features a large heading 'How to adapt to remote working' and a sub-heading 'Tools, tips, and information to help you stay connected and productive in a remote work environment'. An orange button labeled 'Start Working Remote' is positioned below the sub-heading. To the right, there is an illustration of a man sitting at a desk with a laptop, a lightbulb above his head, and a video call window showing another person. A blue 'Help' button is located in the bottom right corner of the main content area.

zoom SOLUTIONS ▾ PLANS & PRICING CONTACT SALES JOIN A MEETING HOST A MEETING ▾ SIGN IN SIGN UP, IT'S FREE

We have developed resources to help you through this challenging time. Click here to learn more. x

How to adapt to remote working

Tools, tips, and information to help you stay connected and productive in a remote work environment

Start Working Remote

Help

Type the meeting number into the box

Join a Meeting

Number will be different according to the subject



[Join a meeting from an H.323/SIP room system](#)

You can use these meeting numbers:

- Science: 937 462 2028
- Math: 587 325 1264
- Business: 825 483 8633

Or, click on these direct links!

[Virtual Science Tutoring Center](#)

[Virtual Math Tutoring Center](#)

[Virtual Business Tutoring Center](#)

Enter the meeting password

Sign in to your Zoom web portal. Click Settings > In Meeting (Basic) > Screen sharing', and then select 'Host Only' and save.

Screen sharing
Allow host and participants to share their screen or content during meetings

Who can share?
 Host Only All Participants

b.

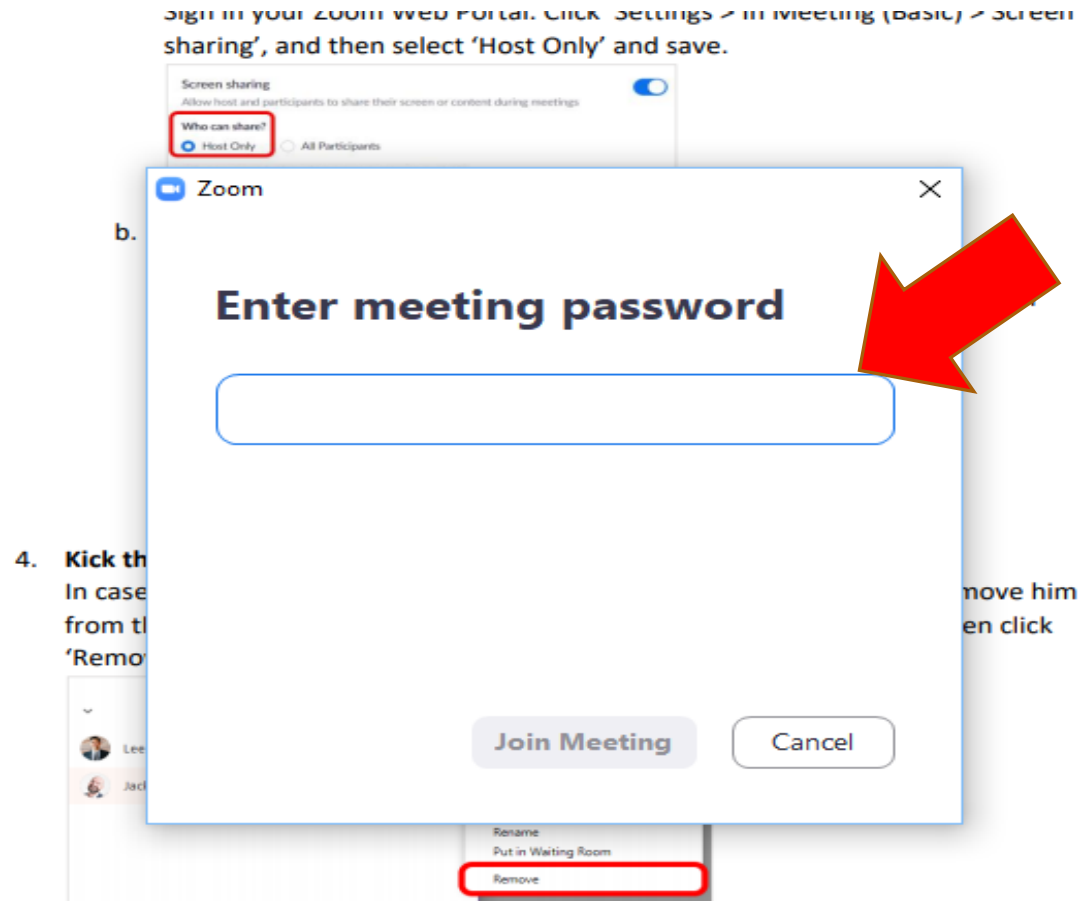
Enter meeting password

Join Meeting Cancel

4. Kick th
In case
from t
'Remo

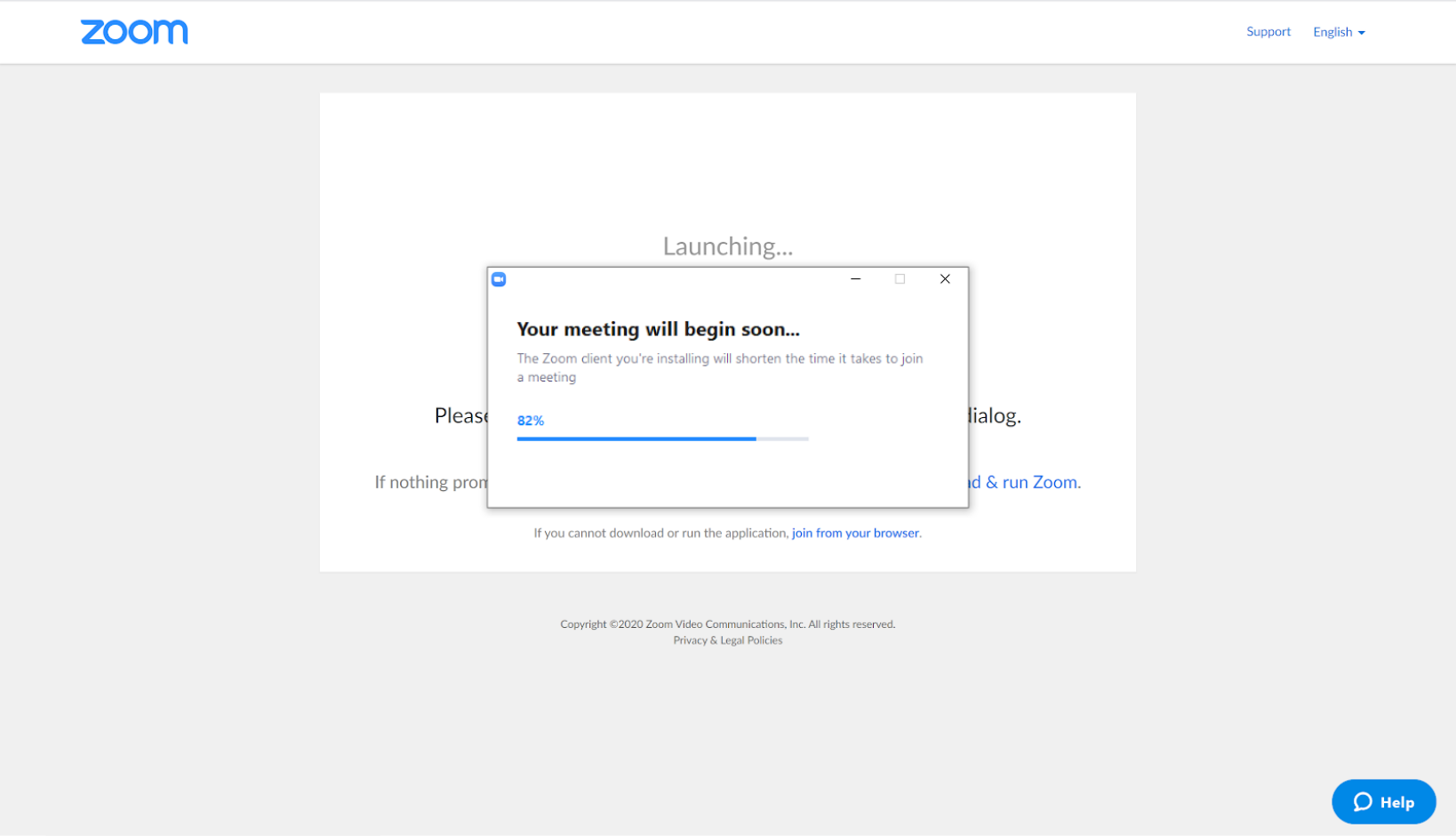
Remove him
en click

Rename
Put in Waiting Room
Remove

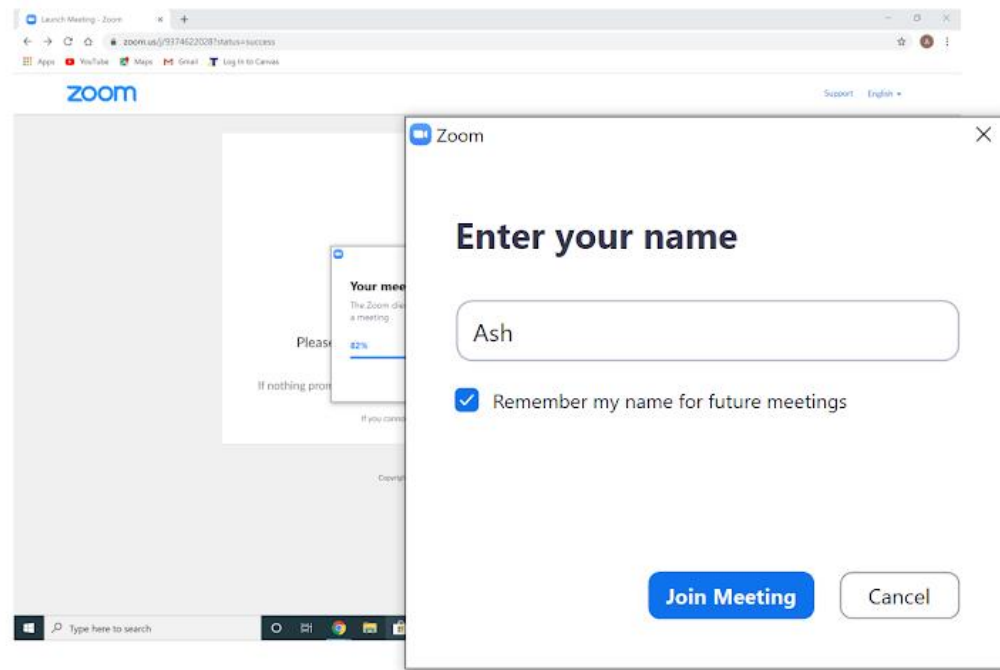


Number will be different according to the subject. See your email for passwords!

Wait to be let into the “waiting room”



Enter the info it asks for. Be sure to give Zoom access to your mic!



Wait here!

Welcome to Science tutoring! Wait here _we'll let you in soon!



Tutoring WTC's Personal Meeting Room

Test Computer Audio



You're in! Your host and tutors will walk you through next steps.



Canvas Tutoring for Writing Help

- Self enroll in the “Tutoring Support: Writing” class and access it in Canvas for the rest of the quarter!
- Get help with writing projects and papers for any class, including social science courses.
- Ask quick questions about grammar, citations, etc.
- Access our program’s resources!

Canvas Tutoring Schedule

Tutors on shift . . .

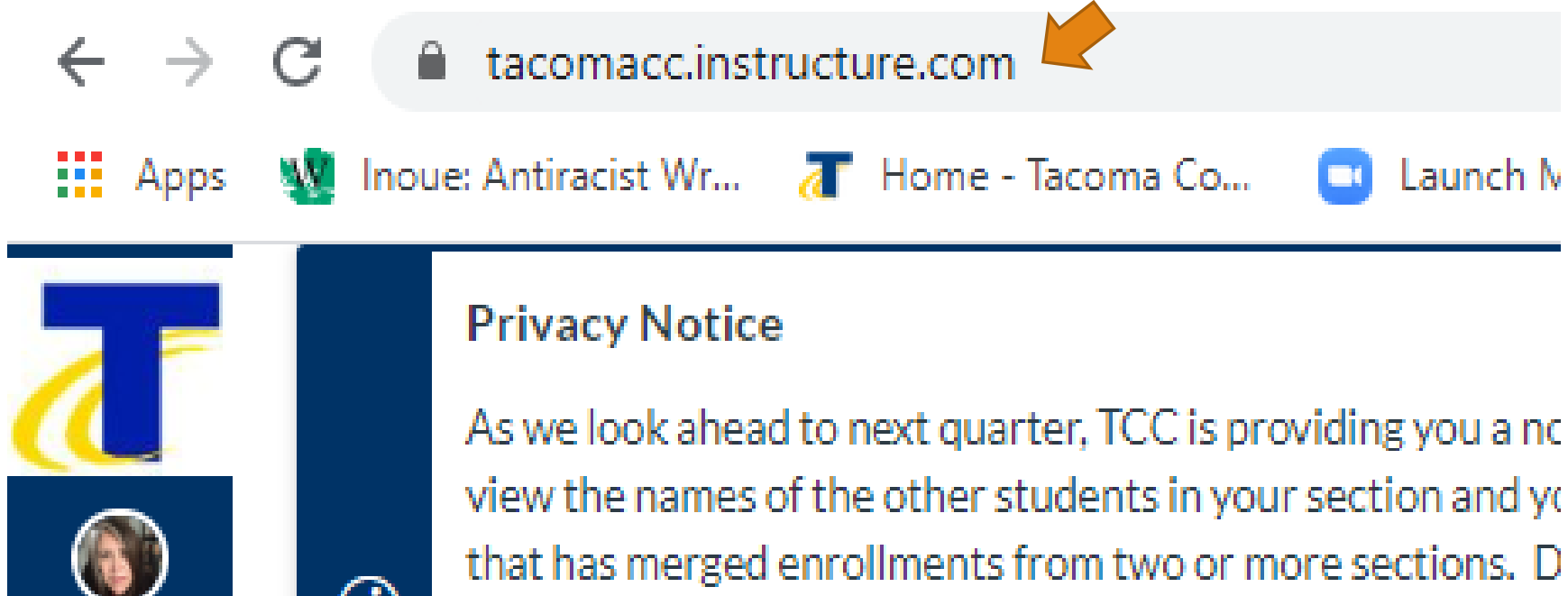
- Monday – Thursday
- 9:00 am – 8:00pm
- Fridays & Saturdays
- 9:00 am – 3:00 pm

Canvas Tutoring for Writing Help



Go to your student portal, click on the “waffle” button, then on “Canvas.”

Add to URL: /enroll/RFP8PJ



The full URL will look like this:

tacomacc.instructure.com/enroll/RFP8PJ

Other ways to get there . . .

- Go to your TCC email to find our emails to you and CLICK on [Self Enroll!](#)
- Type it into the web browser:
<https://tacomacc.instructure.com/enroll/RFP8PJ>
- Email tutoring@tacomacc.edu and we'll enroll you!

← → ↻ 🏠 tacomacc.instructure.com/enroll/RFP8PJ ☆ A

📱 Apps 📺 YouTube 🗺️ Maps 📧 Gmail 🎓 Log In to Canvas

Enroll in Tutoring Support: Writing

You are enrolling in Tutoring Support: Writing

[View Privacy Policy](#)

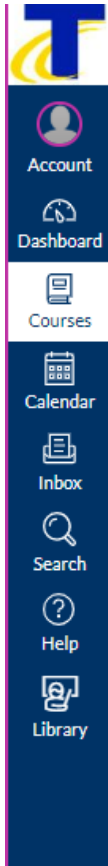
Enroll in Course

- Account
- Dashboard
- Courses
- Calendar
- Inbox
- Search

Click “Enroll in Course.”

The screenshot shows a web browser window with the URL `tacomacc.instructure.com/enroll/RFP8PJ?enrolled=1`. The browser's address bar and tabs are visible at the top. Below the browser, the page header features a large blue 'T' logo and the text "Enroll in Tutoring Support: Writing". A message below the header states, "You have successfully enrolled in Tutoring Support: Writing." On the left side, there is a vertical navigation menu with icons and labels for "Account", "Dashboard", "Courses", "Calendar", "Inbox", "Search", and a help icon. On the right side of the page, there are two buttons: "Go to your Dashboard" and "Go to the Course". A large red arrow points from the bottom right towards the "Go to the Course" button.

Click "Go to the Course."



Hi, TCC Students, and welcome to the Virtual Writing Center's help page!

[View Course C](#)

To Do

Nothing for now

This platform provides writing tutoring and answers to quick writing and citation questions.

This platform is not accepting submissions before April 6, 2020.

Please note that submissions uploaded after 7:00 PM Monday-Thursday, or after 2:00 PM on Friday, may not be reviewed until the next day. Submissions uploaded after 2:00 PM on Saturday may not be reviewed until the following Monday.

I want to submit a paper! Go to Writing Help:

[Writing Help](#)











I want to submit a **social science** paper! Go to Social Sciences:

[Social Sciences](#)

I have a quick writing question! Go to Quick Question:

[Quick Question](#)

On the home page of the course, read about submission requirements. Then, click “Writing Help.”

-  Account
-  Dashboard
-  Courses
-  Calendar
-  Inbox
-  Search
-  Help
-  Library

Writing Help

Re-submit Assignment

Due No Due Date Points 0 Submitting a website url or a file upload

Have a writing question or a draft that you'd like reviewed? You're in the right place!

For each session, please include the following:

1. A draft of your paper/questions/writing issue,
2. An assignment sheet or instructions that go with the paper (if they are available),

AND, fill out the attached form:

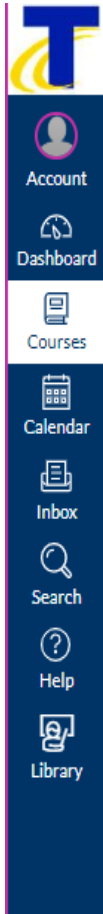
3. [General Writing Submission Sheet.docx](#) ↓

The submission sheet can be uploaded as a separate file, or copy and paste answers from the submission sheet to the top of your essay or question.

Use the blue "Submit Assignment" button at the top to upload your files.

PLEASE WAIT FOR THE RETURN OF YOUR CURRENT SUBMISSION BEFORE UPLOADING A NEW ONE.

Future submissions can be uploaded with the "Re-submit" button, but note that you (and tutors) can only see the most recent submission.



Hi, TCC Students, and welcome to the Virtual Writing Center's help page!

This platform provides writing tutoring and answers to quick writing and citation questions.

This platform is not accepting submissions before April 6, 2020.

Please note that submissions uploaded after 7:00 PM Monday-Thursday, or after 2:00 PM on Friday, may not be reviewed until the next day. Submissions uploaded after 2:00 PM on Saturday may not be reviewed until the following Monday.

I want to submit a paper! Go to Writing Help:

[Writing Help](#)

I want to submit a **social science** paper! Go to Social Sciences:

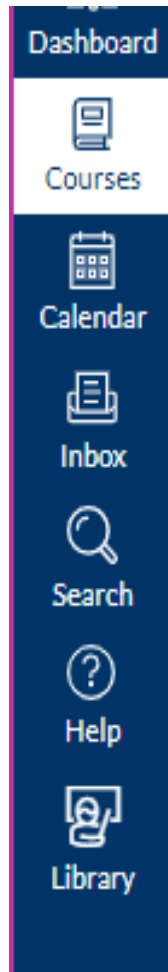
[Social Sciences](#)



I have a quick writing question! Go to Quick Question:

[Quick Question](#)

Need help with a social science paper?
Click “Social Sciences.”



Social Science Writing Help

Please select the subject to go to the correct submission page.

[Anthropology](#)

[History](#)

[Philosophy](#)

[Political Science](#)

[Psychology](#)

[Sociology](#)

Then click on the content area of your course.



This platform provides writing tutoring and answers to quick writing and citation questions.

This platform is not accepting submissions before April 6, 2020.

Please note that submissions uploaded after 7:00 PM Monday-Thursday, or after 2:00 PM on Friday, may not be reviewed until the next day. Submissions uploaded after 2:00 PM on Saturday may not be reviewed until the following Monday.

I want to submit a paper! Go to Writing Help:

Writing Help

I want to submit a social science paper! Go to Social Sciences:

Social Sciences

I have a quick writing question! Go to Quick Question:

Quick Question



Have a quick question to ask about grammar, citations, etc.? Click “Quick Questions.”



[Home](#)

[eTutoring](#)

Quick Writing Question

[Submit Assignment](#)

Due No Due Date Points 0 Submitting a text entry box

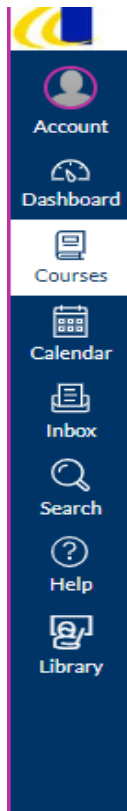
Have a quick writing or citation question we can help with? Let us know!

Use the blue "Submit Assignment" button at the top.

PLEASE WAIT FOR THE RETURN OF YOUR CURRENT QUESTION BEFORE UPLOADING A NEW ONE.

Future questions can be uploaded with the "Re-submit" button, but note that you (and tutors) can only see the most recent question.

This is where to submit quick questions.



CANVAS CLASS	Mondays	Tuesdays	Wednesdays	Thursdays	Fridays	Saturdays
Time	Tutors					
9:00 - noon	Debbye	Simone	Debbye	Laurence	Amanda	Josh
Noon - 3:00	Simone	Krysten	Rose	Laurie	Mariam	Michela
3:00 - 6:00	Meaghan	Josh	Jazmyne	Eileen	Closed	Closed
6:00 - 8:00	Ray	Meaghan	Michela	Eileen	Closed	Closed

More Help:

How do I submit a paper on this platform? Go to Submission Directions:

[Submission Directions](#)

How do I navigate Canvas? Go to Canvas Guides:

[Canvas Guides for Students and Faculty](#)

For additional IT support, contact support@tacomacc.edu

I want to submit a paper to eTutoring! Please go to [eTutoring](#)

Other questions? Please email Heather Urschel at hurschel@tacomacc.edu or Lindsey Stixrud at lstixrud@tacomacc.edu

Scroll down on the home page to find the tutors' schedules, submission directions, a Canvas guide for students, and contact information!

eTutoring

- Brought to you by the Western eTutoring Consortium, a nonprofit, run by the member colleges, like TCC!
- Tutors are from these colleges! TCC has ten tutors who help students in eTutoring.
- Available for writing, statistics, math, A&P, physics, computer science, and Spanish!

There are TWO places to find eTutoring

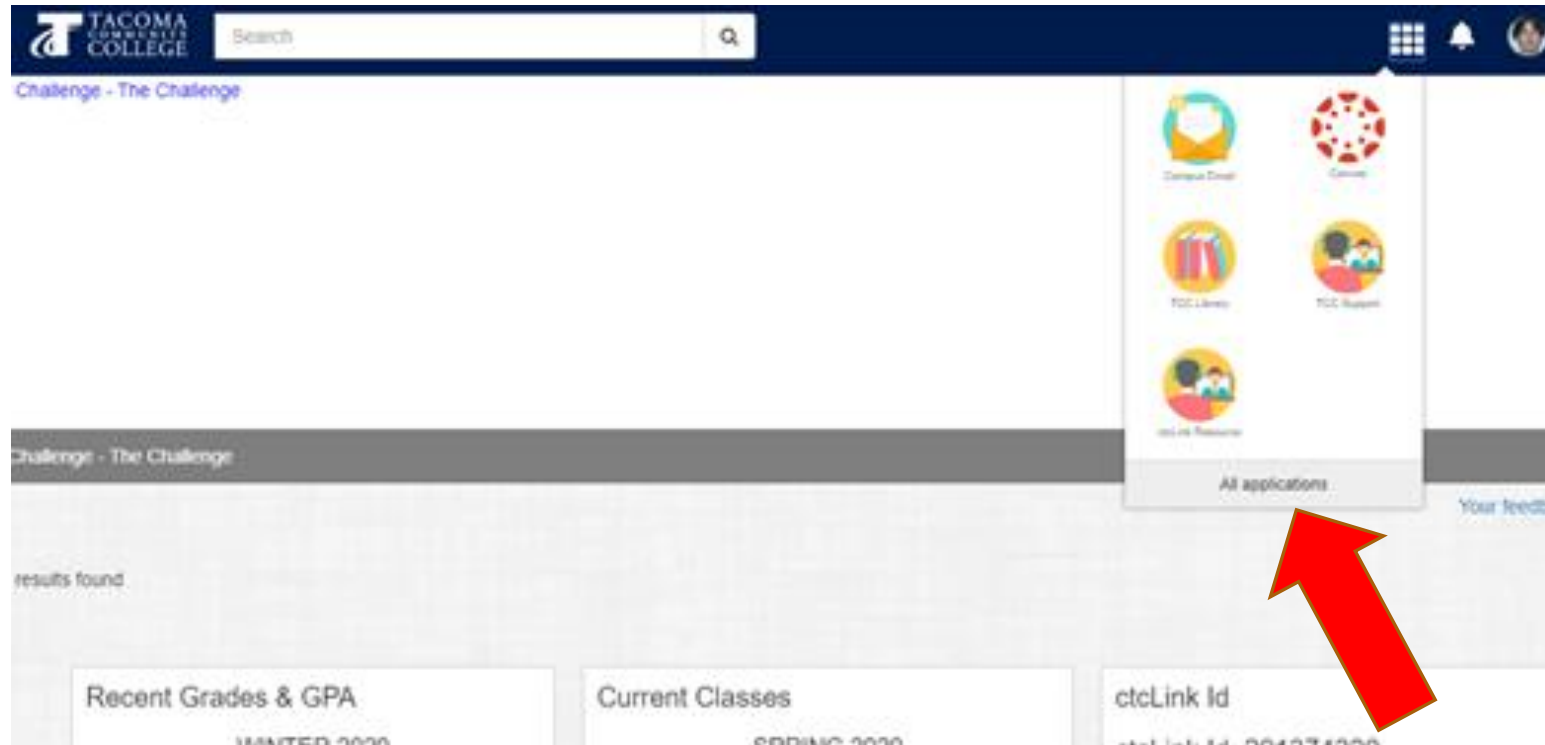
- In CANVAS, in your course menu
- In your Student Portal

Finding eTutoring in Canvas . . .

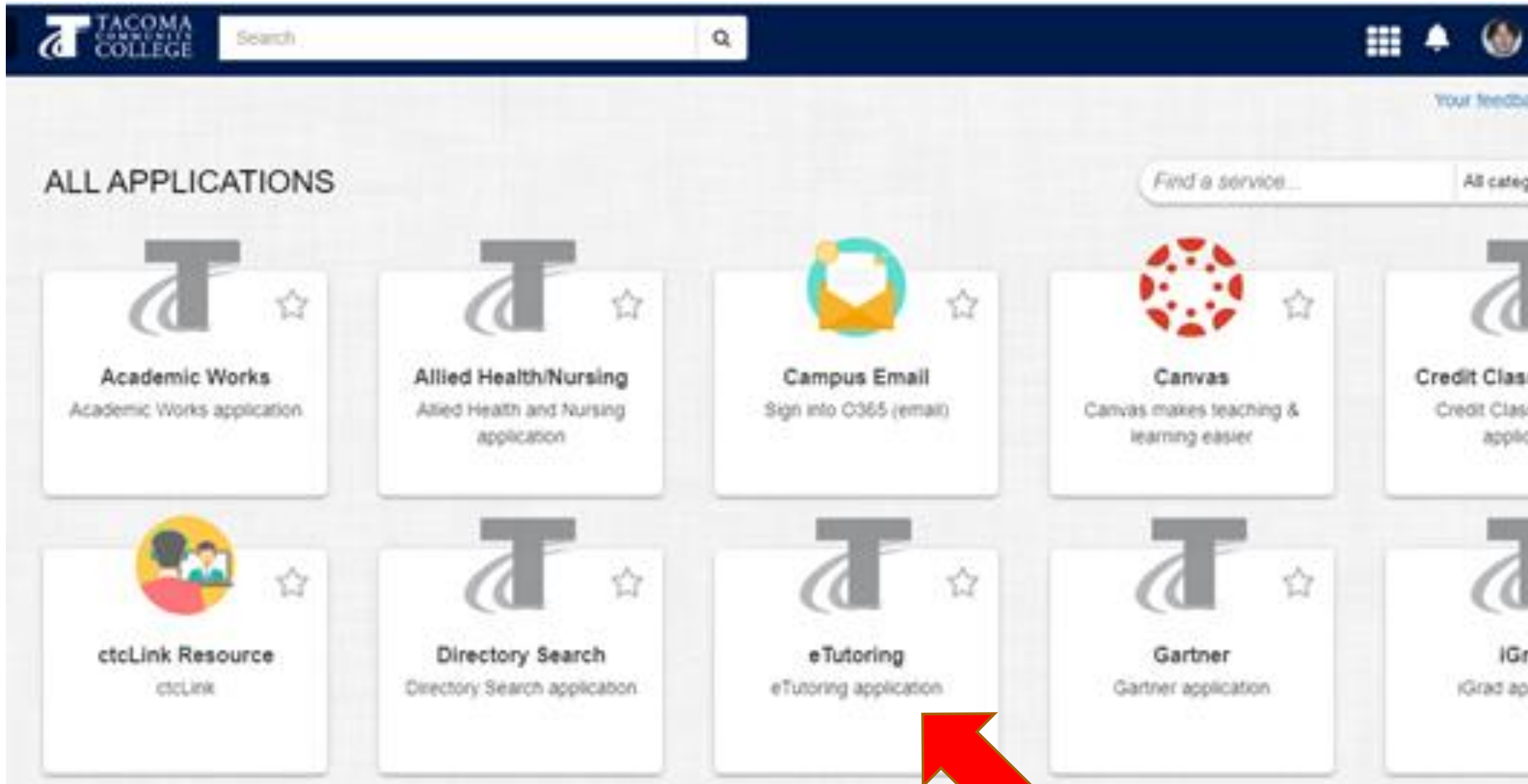
The screenshot displays the Canvas LMS interface for the course WRITE96 01 5000. On the left, a vertical navigation menu includes options for Account, Dashboard, Courses, Calendar, Inbox, and Search. The 'eTutoring' option is highlighted with a red arrow. The main content area shows 'Recent Announcements' for 'WRITE96 01 5000 - S20 - Writing Tutorial' with a 'Start Here' button and a 'Welcome to WRITE096!' message. The right sidebar contains 'How to use Canvas' and 'To Do' items like 'Syllabus Quiz'.

If you don't see eTutoring in your menu in any of your Canvas courses, ask your instructor to add it to the menu!

Finding eTutoring in your Student Portal



From Student Portal, click on the “waffle” icon, then on “All Applications” at the bottom.



Find the eTutoring application (they're alphabetical) and click.

Variable NETID is undefined.

Student Login! >

Login

If this is not your institution,
[select it here.](#)

Username:

Password:

Account type

Tutor

Sign In

[Forgot password?](#)

atutcc

Manage passwords...

Welcome to the Western Washington Consortium!

STUDENTS: If you are on this screen, please click the blue "Student Login!" button at the top of the page. You will be redirected to the CAS login screen to reenter your login credentials.

In partnership with several other community colleges and universities, TCC has his online tutoring site to provide assistance to current TCC students a range of subjects. All TCC students will have access to [BringOnline's](#) free online tutoring services:

- Accounting
- American Sign Language (ASL)
- Anatomy & Physiology
- Biology
- Calculus
- Chemistry
- Computer Science (Java & C++ only)
- Economics
- Math (Developmental through Trigonometry)
- Microsoft Office
- Physics
- Spanish
- Statistics

On login screen, click "Student Login."

Home

Tutors Online Now

• **Bob W.**  7 student in room

Calculus
Math
Statistics

Listings refresh automatically

Today's Tutor Schedule

Writing Lab

[Submit your paper to the Writing Lab](#)

Writing Lab Archives
[View past submissions](#)

The current writing lab response time is **48-72 hours**.
This is based on recent activity and can change quickly. Check back for current conditions.

My Resources

Announcements

On the eTutoring home page, you'll find the Writing Lab, online tutors, and more!

The screenshot displays a web interface for an eTutoring course. At the top left, a user profile for 'Bob W.' is shown with a '7 student in room' indicator and a list of subjects: Calculus, Math, and Statistics. Below this is a note that 'Listings refresh automatically'. To the right, the 'Writing Lab Archives' section includes a link to 'View past submissions' and a light blue box stating: 'The current writing lab response time is 48-72 hours. This is based on recent activity and can change quickly. Check back for current conditions.' Further right is an 'Announcements' section with a red header and an empty text box. The 'Today's Tutor Schedule' section features a blue header and a scrollable list of tutors and subjects: Bibek P (6:00 PM - 7:00 PM) for Chemistry (Organic), Ksenia P (5:00 PM - 9:00 PM) for Chemistry (Organic), Bibek P (6:00 PM - 7:00 PM) for Computer Science, Wadood S (10:00 AM - 12:00 PM) for Computer Science, and David E. (9:00 AM - 11:00 AM) for Math. A note at the bottom of the schedule states 'All times are PST'. Below the schedule is a button labeled 'View eTutor Schedule'. The 'eQuestions' section has a blue header and contains the text 'Post an eQuestion in any subject.' with a link to 'View previous posts' and a link to 'eQuestion Archives'. Two red arrows point to the 'View eTutor Schedule' button and the 'Post an eQuestion in any subject.' text.

Scroll down to find the live tutor schedule and where to post eQuestions in any subject found in the eTutoring course list.

RESOURCES and HANDOUTS are online too!

- SELF enroll in the [MARC Resources Canvas](#) page
- SELF enroll in the [WTC Science Resources](#) page
- SELF enroll in the [Tutoring Support: Writing page](#)
- Go to Learn.tacomacc.edu for great web sources!

Most importantly . . .

- Let us know if you need help!
- Ask questions if you have them!
- Can't find something? Let us know!

MARC@tacomacc.edu

Tutoring@tacomacc.edu

eutz@tacomacc.edu