

Measures that Matter

SPRING 2025

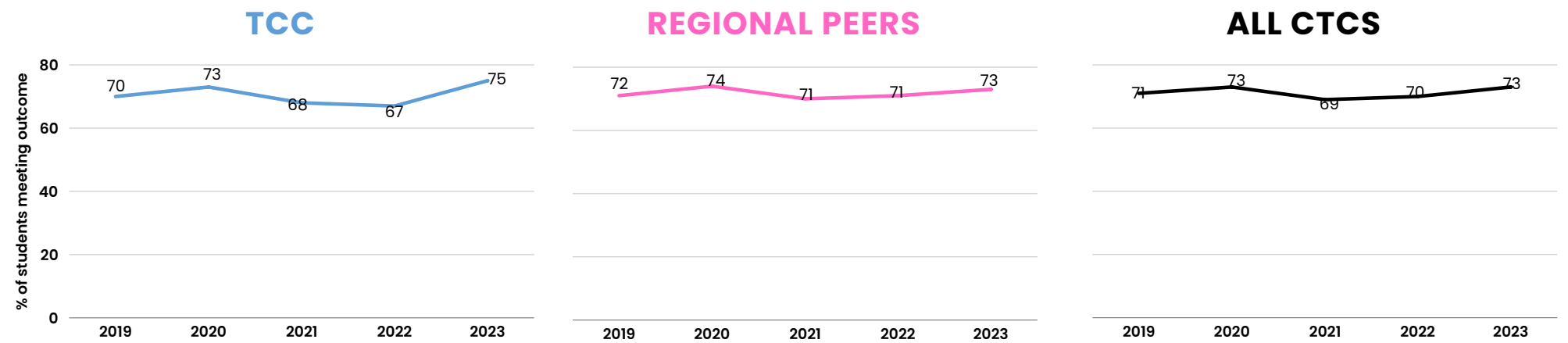
A LOOK AT OUR FIRST-TIME ENTERING STUDENTS | OUTCOMES SUMMARY

1

15 Credits Year 1

Across the board, approximately 70% of first-time entering students consistently earn 15 credits in year 1

Not surprisingly, TCC, it’s Regional Peers, and All CTCs* saw a dip in the percentage of students earning 15 credits in Year 1 in the earlier years of COVID. Also, notably, TCC has demonstrated a remarkable recovery, achieving leading performance in 2023

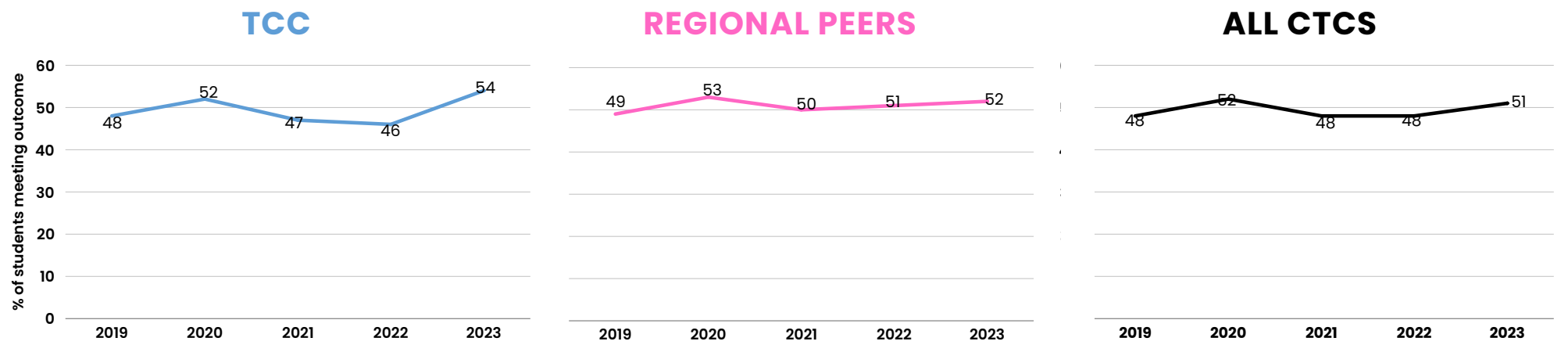


2

30 Credits Year 1

Across the board, approximately 50% of first-time entering students consistently earn 30 credits in year 1

While TCC experienced a larger dip compared to it’s Regional Peers and All CTCs, TCC stands out with a remarkable rebound to 54% in 2023, achieving leading performance

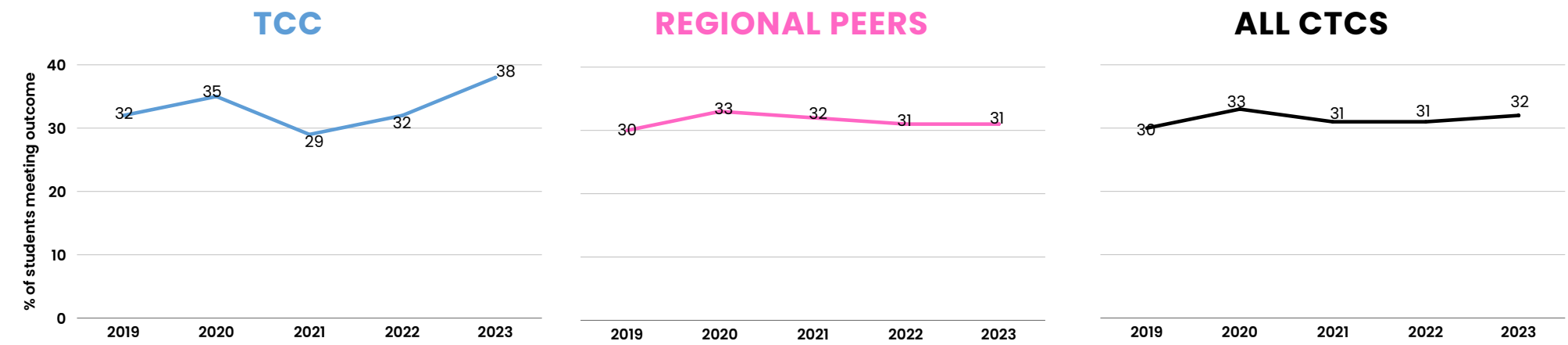


3

Math Year 1

Across the board, approximately 30% of first-time entering students consistently earn math in year 1

TCC shows strong recent progress in this key milestone with a remarkable gain, reaching 38% in 2023



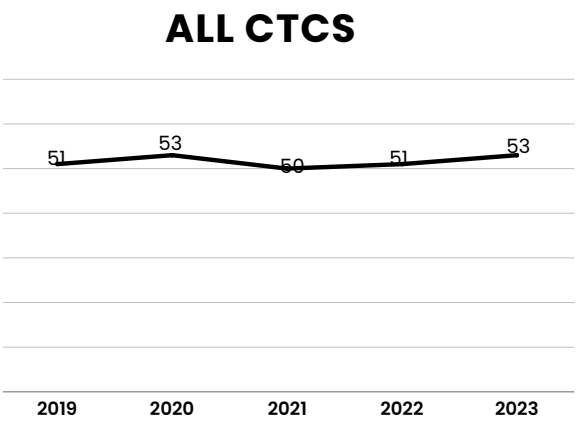
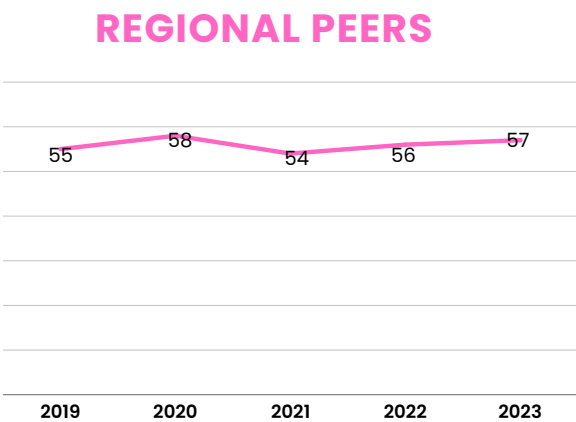
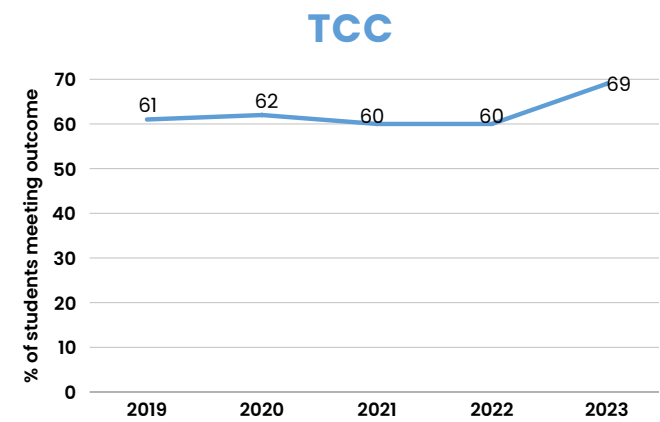
Data Source: SBCTC’s [First-Time Entering Student Outcomes dashboard](#). This data is only accessible to college system staff. To access the dashboard, you will need to be on campus network.
SBCTC: State Board for Community and Technical Colleges.
CTCs: Community and Technical Colleges. These represent the 34 CTCs in the WA SBCTC system.
Regional peers include the following 10 colleges: Clark, Columbia Basin, Everett, Green River, Highline, Olympic, Pierce, Seattle Central, South Puget Sound, and Spokane Falls.
Select graph descriptions were summarized for conciseness with AI assistance.
Most current 5 years of trend data was reported.
Check out this [milestones document](#) for details on sample(N) and number of students (n) meeting outcome.
The years indicates the reporting year.

Measures that Matter

4 English Year 1

Regional Peers & All CTCs remain steady in the approximately 50s as TCC outpaces both in the percent of first-time entering students earning English in year 1

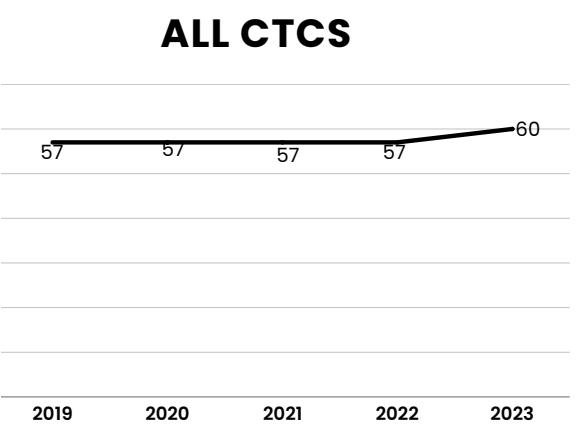
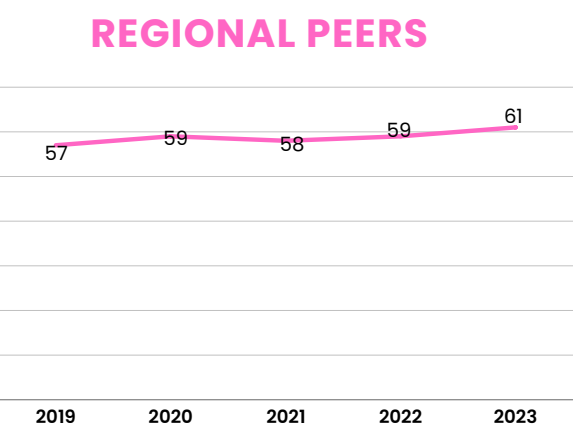
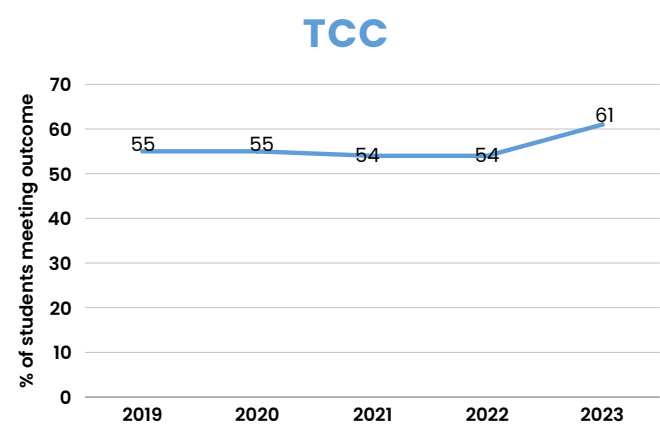
Across the board, TCC consistently leads in English milestone attainment, with a remarkable leap to 69% in 2023



5 Fall to Fall Retention

First-year student retention rates for TCC’s regional peers and all CTCs saw consistent performance in the high 50s, with a modest uplift in 2023

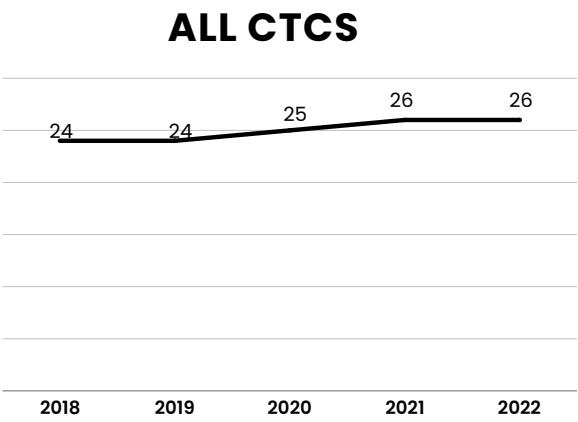
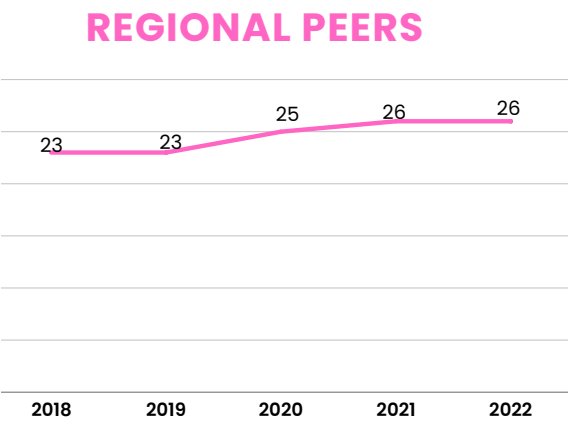
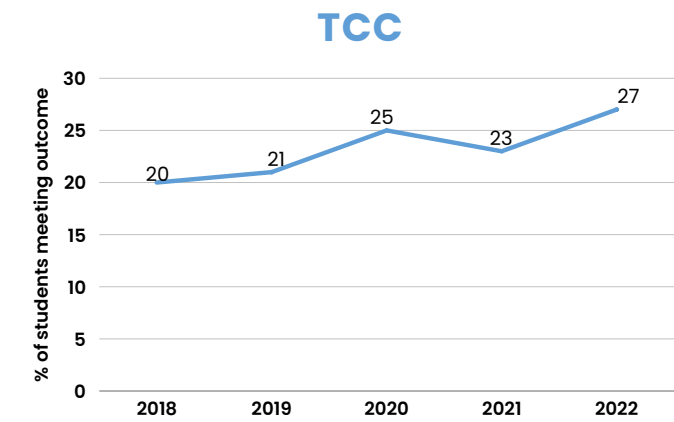
Notably, TCC made gains from the low 50s to 61% in 2023, matching our regional peers and showing strong progress in retaining students



6 Completion Year 2

Despite two-year completion rates remaining low, all groups showed gradual gains

After starting lower than it’s Regional Peers and All CTCs, TCC demonstrated a remarkable improvement, achieving leading performance in 2023



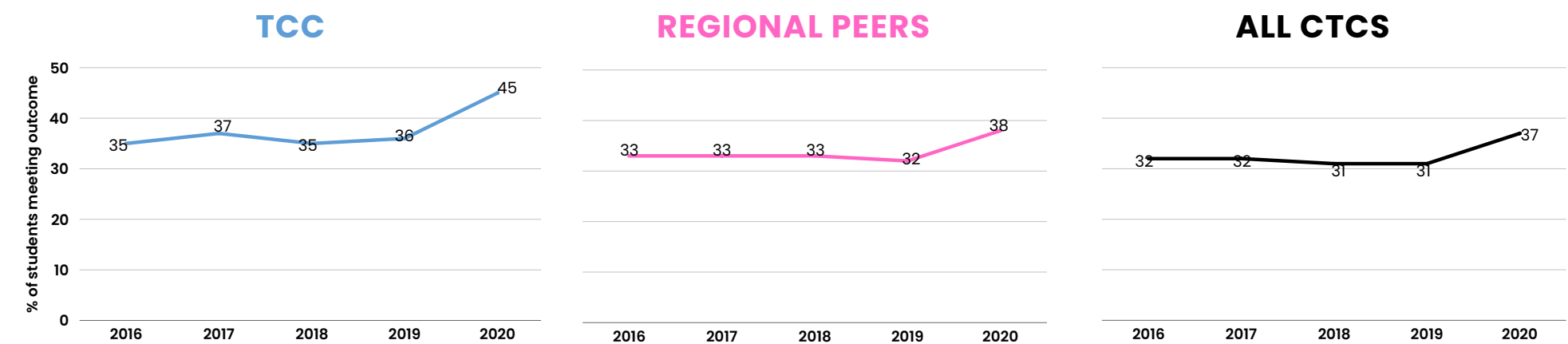
Data Source: SBCTC’s [First-Time Entering Student Outcomes dashboard](#). This data is only accessible to college system staff. To access the dashboard, you will need to be on campus network.
SBCTC: State Board for Community and Technical Colleges.
CTCs: Community and Technical Colleges. These represent the 34 CTCs in the WA SBCTC system.
Regional peers include the following 10 colleges: Clark, Columbia Basin, Everett, Green River, Highline, Olympic, Pierce, Seattle Central, South Puget Sound, and Spokane Falls.
Select graph descriptions were summarized for conciseness with AI assistance.
Most current 5 years of trend data was reported.
Check out this [milestones document](#) for details on sample(N) and number of students (n) meeting outcome.
The years indicates the reporting year.

Measures that Matter

7 Transfer: Year 4 Transfer, 4 Year College

Despite four-year transfer rates to 4-year colleges remaining low, all groups show notable increase in 2020

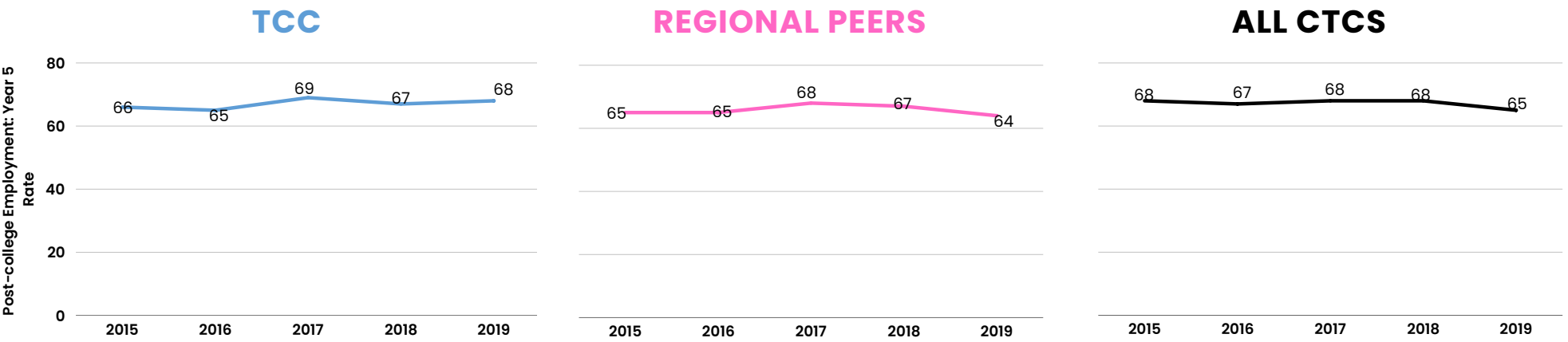
TCC has consistently led the way boosting it’s transfer rates to 45% in 2020



8 Post-college Employment: Year 5 Rate

All CTCs and Regional Peers show slight decline in 2019 after generally consistent performance in post-college employment rate in Year 5

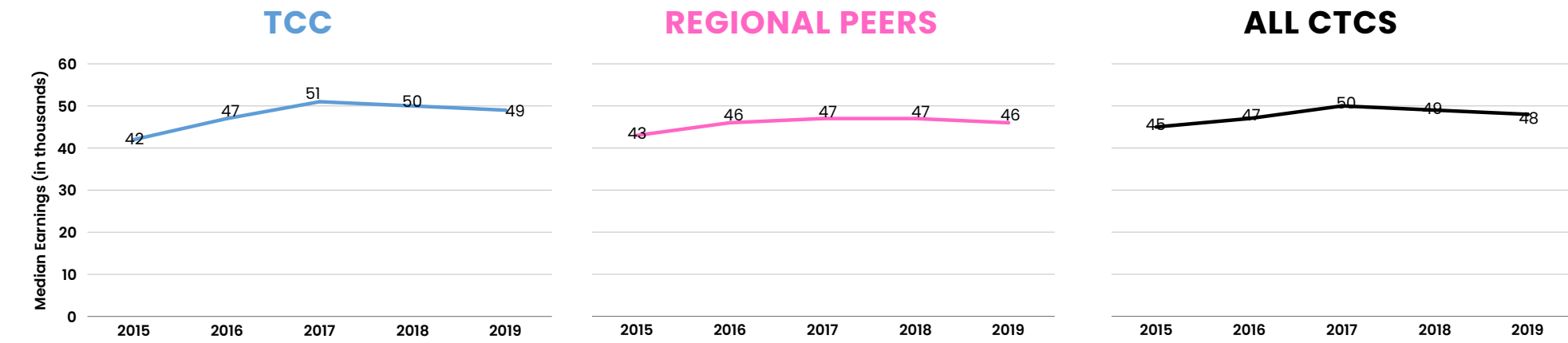
TCC’s post-college employment rate in year 5 was more volatile with a strong peak in 2017 and a leading performance in 2019



9 Post-college Employment: Year 5 Earnings

A general upward trend in post-college earnings in Year 5 from 2015-2017, with Regional Peers having the lowest earnings among the three groups

TCC had the lowest earnings in 2015, was a top earner (\$51K) in 2017, and despite a decline, maintained strong earnings in later years



ata Source: SBCTC’s [First-Time Entering Student Outcomes dashboard](#). This data is only accessible to college system staff. To access the dashboard, you will need to be on campus network.
SBCTC: State Board for Community and Technical Colleges.
CTCs: Community and Technical Colleges. These represent the 34 CTCs in the WA SBCTC system.
Regional peers include the following 10 colleges: Clark, Columbia Basin, Everett, Green River, Highline, Olympic, Pierce, Seattle Central, South Puget Sound, and Spokane Falls.
Select graph descriptions were summarized for conciseness with AI assistance.
Most current 5 years of trend data was reported.
Check out this [milestones document](#) for details on sample(N) and number of students (n) meeting outcome.
The years indicates the reporting year.